

AGENDA
Oakland University
Board of Trustees
Audit Committee Meeting
October 7, 2013, 12:15 p.m.
Auditorium, Elliott Hall of Business & Information Technology
Presiding: Chair Ronald E. Robinson

A. Call to Order – Chair Ronald E. Robinson

B. New Items for Consideration

- Tab 1. University Conflict of Interest Policy Update –
 Chair Ronald E. Robinson
- Tab 2. Draft Financial Statements, June 30, 2013 and 2012 –
 Randy Morse, Andrews Hooper & Pavlik
- Tab 3. Draft Schedule of Expenditures of Federal Award Programs in
 Accordance with OMB Circular A-133 Year Ended June 30, 2013 –
 Randy Morse, Andrews Hooper & Pavlik

C. Adjournment

D. Closed Session

Consideration. The Audit Committee reserves the right to add or delete agendum items during any meeting and to discuss or postpone any agendum item during any meeting. If a quorum of the Board of Trustees is present at an Audit Committee meeting, the Board of Trustees reserves the right to convene a Special Formal Session to act on any agendum item presented to the Audit Committee.

Rules for Addressing the Board. Any person wishing to address the Audit Committee at a meeting must submit a written request to the Office of the Board of Trustees prior to the meeting or to a representative of the Office of the Board of Trustees, at the meeting, that includes the person's name and the subject matter the person wishes to address. The Audit Committee generally limits the length of time that a person may address the Audit Committee to two (2) minutes, and will designate the time for public participation during a certain part of the agenda.

Disabilities and Special Assistance. Any person with a disability requesting special assistance should contact the Office of the Board of Trustees no less than three (3) business days before the scheduled meeting for which the special assistance is being requested.

Contact Information. Contact the Board of Trustees in writing at 203 Wilson Hall, Oakland University, Rochester, Michigan 48309-4401, by telephone at (248) 370-3112, or by email at zambardi@oakland.edu.

10/4/13



**Agendum
Oakland University
Board of Trustees
Audit Committee
October 7, 2013**

DRAFT FINANCIAL STATEMENTS, JUNE 30, 2013 AND 2012

1. **Division and Department:** Finance and Administration, Controller's Office
2. **Introduction:** The draft Financial Statements, June 30, 2013 and 2012 for Oakland University (University) have been completed (Attachment A).

The audit opinion of Andrews Hooper Pavlik P.L.C. (AHP) states "In our opinion, the financial statements referred to above present fairly, in all material respects, the respective financial position of Oakland University as of June 30, 2013 and 2012, and the respective changes in financial position and cash flows for the years then ended, in accordance with accounting principles generally accepted in the United States of America."

AHP's Board of Trustees Letter (Attachment B) summarizes the audit engagement and required communications and includes a copy of the September 13, 2013 Management Representation Letter which details the representations made by the University Administration to AHP regarding the audit work performed and AHP's Management Letter with internal an control recommendation and management's response.

Representatives from AHP will present the draft Financial Statements to the Board of Trustees' Audit Committee.

3. **Previous Board Action:** As a result of a competitive bid process, the public accounting firm of AHP was appointed by the Board of Trustees (Board) on March 7, 2007, and reappointed on January 9, 2008, October 30, 2008, and April 10, 2010; and following another competitive bid process, AHP was reappointed by the Board on March 15, 2011, March 28, 2012, and February 12, 2013, to conduct annual audits of the University's financial accounting records.
4. **Budget Implications:** The annual financial audits are budgeted for in the General Fund. No budget variances have occurred or are expected.
5. **Educational Implications:** None.
6. **Personnel Implications:** None.
7. **University Reviews/Approvals:** The Financial Statements were prepared by the Controller's Office and reviewed by the Vice President for Finance and Administration, and Interim President, and audited by AHP.

Draft Financial Statements, June 30, 2013 and 2012
Oakland University
Board of Trustees
Audit Committee
October 7, 2013
Page 2

8. **Board Action to be Requested:** At the October 7, 2013 Formal Session the Board will be asked to accept the Schedule.

9. **Attachments:**

- A. Draft Financial Statements, June 30, 2013 and 2012
- B. Board of Trustees Letter

Submitted by Vice President for Finance and Administration
And Treasurer John W. Beaghan:



(Please initial)

Reviewed by Secretary Victor A. Zambardi:



(Please initial)

Reviewed by Interim President Betty J. Youngblood:



(Please initial)

Oakland University

Board of Trustees

Michael R. Kramer
Chair

Richard A. Flynn
Vice Chair

Monica E. Emerson

Scott G. Kunselman

Dennis K. Pawley

Ronald E. Robinson

Mark E. Schlusel

Jayprakash B. Shah

Executive Officers

Gary D. Russi
President

Betty J. Youngblood
Interim President

Susan M. Awbrey
Interim Senior Vice President for Academic Affairs
and Provost

Eric D. Barritt
Vice President for Development, Alumni and
Community Engagement

John W. Beaghan
Vice President for Finance and Administration and
Treasurer to the Board

Rochelle A. Black
Vice President for Government Relations

Glenn McIntosh
Interim Vice President for Student Affairs and
Enrollment Management

Victor A. Zambardi
Vice President for Legal Affairs and General
Counsel and Secretary to the Board

Financial Administration

James L. Hargett
Assistant Vice President and Controller

Michele Knox
Director, Budget and Financial Planning

Thomas P. LeMarbe
Assistant Vice President for Finance

Gerri Ann Reimann
Manager, Accounting

Stephen W. Roberts
Assistant Vice President for Finance

Oakland University
Contents
June 30, 2013 and 2012

	Page(s)
Report of Independent Auditors	1-2
Management’s Discussion and Analysis	3-13
Financial Statements	
Statements of Net Position.....	14
Statements of Revenues, Expenses, and Changes in Net Position.....	15
Statements of Cash Flows.....	16
Notes to Financial Statements.....	17-38

Report of Independent Auditors

Board of Trustees
Oakland University
Rochester, Michigan

Report on the Financial Statements

We have audited the accompanying financial statements of Oakland University (University), a component unit of the State of Michigan, as of and for the years ended June 30, 2013 and 2012, and the related notes to the financial statements, which collectively comprise the University's financial statements as listed in the table of contents.

Management's Responsibility for the Financial Statements

Management is responsible for the preparation and fair presentation of these financial statements in accordance with accounting principles generally accepted in the United States of America; this includes the design, implementation, and maintenance of internal control relevant to the preparation and fair presentation of financial statements that are free from material misstatement, whether due to fraud or error.

Auditors' Responsibility

Our responsibility is to express an opinion on these financial statements based on our audits. We conducted our audits in accordance with auditing standards generally accepted in the United States of America and the standards applicable to financial audits contained in *Government Auditing Standards*, issued by the Comptroller General of the United States. Those standards require that we plan and perform the audit to obtain reasonable assurance about whether the financial statements are free from material misstatement.

An audit involves performing procedures to obtain audit evidence about the amounts and disclosures in the financial statements. The procedures selected depend on the auditor's judgment, including the assessment of the risks of material misstatement of the financial statements, whether due to fraud or error. In making those risk assessments, the auditor considers internal control relevant to the entity's preparation and fair presentation of the financial statements in order to design audit procedures that are appropriate in the circumstances, but not for the purpose of expressing an opinion on the effectiveness of the entity's internal control. Accordingly, we express no such opinion. An audit also includes evaluating the appropriateness of accounting policies used and the reasonableness of significant accounting estimates made by management, as well as evaluating the overall presentation of the financial statements.

We believe that the audit evidence we have obtained is sufficient and appropriate to provide a basis for our audit opinion.

Opinion

In our opinion, the financial statements referred to above present fairly, in all material respects, the respective financial position of Oakland University as of June 30, 2013 and 2012, and the respective changes in financial position and cash flows for the years then ended, in accordance with accounting principles generally accepted in the United States of America.

Emphasis of Matter

As described in Note 1 to the financial statements, the University adopted GASB Statement No. 63, *Financial Reporting of Deferred Outflows of Resources, Deferred Inflows of Resources, and Net Position* and GASB Statement No. 65, *Items Previously Reported as Assets and Liabilities*, as of July 1, 2011. In accordance with the standards, the University has modified the presentation of the Statements of Net Position and has reported deferred outflow and inflow of resources at June 30, 2013 and 2012 in accordance with the standards. Our opinion is not modified with respect to these matters.

Other Matters***Required Supplementary Information***

Accounting principles generally accepted in the United States of America require that the Management's Discussion and Analysis on pages 3 through 13 be presented to supplement the financial statements. Such information, although not a part of the financial statements, is required by the Governmental Accounting Standards Board, who considers it to be an essential part of financial reporting for placing the financial statements in an appropriate operational, economic, or historical context. We have applied certain limited procedures to the required supplementary information in accordance with auditing standards generally accepted in the United States of America, which consisted of inquiries of management about the methods of preparing the information and comparing the information for consistency with management's responses to our inquiries, the financial statements, and other knowledge we obtained during our audits of the financial statements. We do not express an opinion or provide any assurance on the information because the limited procedures do not provide us with sufficient evidence to express an opinion or provide any assurance.

Other Reporting Required by Government Auditing Standards

In accordance with *Government Auditing Standards*, we have also issued our report dated September 23, 2013 on our consideration of Oakland University's internal control over financial reporting and on our tests of its compliance with certain provisions of laws, regulations, contracts, and grant agreements and other matters. The purpose of that report is to describe the scope of our testing of internal control over financial reporting and compliance and the results of that testing, and not to provide an opinion on the internal control over financial reporting or on compliance. That report is an integral part of an audit performed in accordance with *Government Auditing Standards* in considering the University's internal control over financial reporting and compliance.

Auburn Hills, Michigan
September 23, 2013

**Oakland University
Management’s Discussion and Analysis
June 30, 2013 and 2012**

Introduction

Following is Management’s Discussion and Analysis of the financial activities of Oakland University (University, Oakland or OU) for the fiscal year ended June 30, 2013 with selected comparative information for the year ended June 30, 2012.

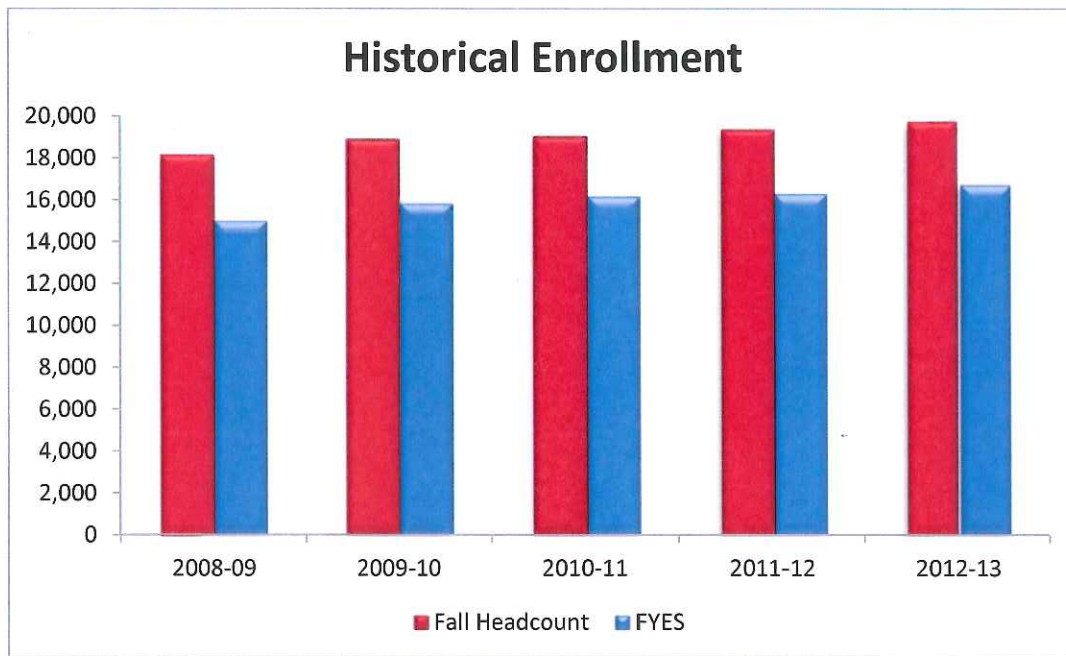
The University is a state-supported institution of over 19,700 students offering a diverse set of academic programs, from baccalaureate to doctoral levels, as well as programs in continuing education. The University is recognized as one of the country’s 90 doctoral/research universities by the Carnegie Foundation for the Advancement of Teaching. The University currently offers 139 baccalaureate degree programs and 128 graduate and certificate programs. The University’s student-centered education offers students opportunities to work directly on research projects with expert faculty who bring current knowledge into the classroom. The University is considered a component unit of the State of Michigan (State). Accordingly, the University’s financial statements are included in the State’s comprehensive annual financial report.

This analysis is designed to focus on current financial activities; it should be read in conjunction with the University’s financial statements and footnotes to the financial statements. This discussion and the financial statements and related footnotes have been prepared by and are the responsibility of University management.

Enrollment and Operations Highlights

- In fiscal year 2013, enrollment based on Fiscal Year Equated Students (FYES) increased 2.4% to 16,710.
- Student headcount enrollment for the fall 2012 semester increased 1.9% to a record 19,740. Undergraduate enrollment was 16,190 (82.0%) and graduate enrollment was 3,550 (18.0%).

A five-year summary of historical enrollment is presented below.



Oakland University
Management's Discussion and Analysis
June 30, 2013 and 2012

- Through the issuance of general revenue bonds in June 2013, Oakland University committed \$34.4 million in campus enhancement projects. The various construction projects include a \$22.8 million, 1,240 space parking structure, a \$7.9 million renovation and addition to the outdoor recreation and athletic fields, a \$2.0 million extension of Library Drive, and a \$1.7 million facilities management building. Each of these projects is expected to be completed by fall 2014.
- In June 2013, it was announced that Oakland will welcome the creation of the Oakland University Credit Union as a trade name identity for the MSU Federal Credit Union, the world's largest university-based credit union, which has made a nearly \$5.0 million financial commitment to Oakland over the next 10 years. Portions of this support will go toward an endowed student scholarship, a Dean's Choice Grant Program, a variety of signature sponsorships, and in-kind marketing.
- In June 2013, long-time president Dr. Russi announced his retirement. During Dr. Russi's tenure, the University experienced tremendous growth. The student population has risen to nearly 20,000 and academic credentials of incoming first-year students significantly improved. More than 65 new academic degree programs were added since 1995, and full-time faculty has grown to more than 500. During this time, the University invested – often with State support – more than \$400.0 million to enrich environments for teaching, research, learning, and living.
- In May 2013, Oakland launched the Rick Smith Golf Academy at the OU Golf and Learning Center. The highly-respected golf academy will help the Golf and Learning Center continue to grow the game of golf and affirm itself as a world-class golf center. Smith, who designed the R&S Sharf Golf Course, has been consistently ranked as one of the top 10 golf instructors in the world since 2000.
- In May 2013, Oakland University announced it will join the Horizon League for the 2013-14 season. Joining this league will increase Oakland's visibility within major media markets, increase student recruitment opportunities, decrease student athlete travel, and create new revenue streams.
- In April 2013, the University broke ground on the new student housing complex. The \$30.0 million complex, funded by general revenue bonds issued in June 2013, will accommodate over 500 freshmen and sophomores on campus. The new building will also house the Honors College, study areas, and a cafe. The new housing complex is set to open in the fall of 2014.
- In April 2013, the Board of Trustees approved the new Masters of Public Health degree beginning fall 2013. The new program aims to improve the health of individuals and communities by strengthening the foundation skills, core capacities, diversity, preparation, and responsiveness of public health officials.
- In 2013 O'Dowd Hall, home to the Oakland University William Beaumont School of Medicine (OUWBSM) underwent \$3.7 million in renovations. Improvements to the building included enhancements to make the facility more energy efficient, increase office space, two new auditoria, an expansion of the medical student lounge, and new classrooms and breakout rooms.
- Oakland University's Biology Department received a \$1.8 million grant from the National Institutes of Health to investigate potential cures for the visual impairment disease, keratitis. In addition, the University's Eye Research Institute received a \$0.5 million grant from the Vision Research Foundation to combat additional retinal diseases.

Oakland University
Management's Discussion and Analysis
June 30, 2013 and 2012

- In December 2012, Oakland University received a \$6.5 million gift from long-time OU supporters, Hugh and Nancy Elliott. The generous donation will fund the 151-foot Elliott Tower. The tower, which broke ground in April 2013, will be a new centerpiece for the University, complete with a surrounding fountain, garden, and decorative landscaping.
- In October of 2012, the University broke ground on the new 127,000 square foot, \$74.6 million Engineering Center. As part of the State of Michigan's 2010-11 Capital Outlay Budget, Oakland has been allocated \$30.0 million to support the construction. The remaining \$44.6 million has been financed through the issuance of general revenue bonds. The new building will be home to the University's School of Engineering and Computer Science and will feature state of the art classrooms and research space that will increase global competitiveness in alternative energy, health care, automotive, and other high-tech industries.
- In September of 2012, Oakland University opened the 172,825 square foot Human Health Building. The \$64.6 million facility is now home to the University's School of Nursing and the School of Health Sciences.

Overview of the Financial Statements

This annual report consists of financial statements which have been prepared in accordance with GASB Statement No. 35, *Basic Financial Statements and Management's Discussion and Analysis for Public Colleges and Universities*. The fundamental objective of the financial statements is to provide an overview of the University's economic condition. The statements and their primary purpose are discussed below.

- Statement of Net Position. This statement presents information on the University's assets, deferred outflows, liabilities, deferred inflows, and net position (assets plus deferred outflows less liabilities and deferred inflows) as of the end of the fiscal year. Net position is displayed in four components – invested in capital assets, net of related debt; restricted nonexpendable; restricted expendable; and unrestricted. Net position is one indicator of the current financial condition of the University, while the change in net position serves as a useful indicator of whether the financial position is improving or deteriorating.
- Statement of Revenues, Expenses, and Changes in Net Position. This statement presents the operating results of the University, as well as, nonoperating revenues and expenses. The statement also presents information that shows how the University's net position has changed during the fiscal year.
- Statement of Cash Flows. This statement presents information about the University's cash receipts and cash payments during its fiscal year. Cash activities are classified in the following categories: operating activities, noncapital financing activities, capital financing activities, and investing activities.

The University's financial statements can be found on pages 14, 15, and 16 of this financial report.

Notes to the Financial Statements

The footnotes provide additional information that is essential to a full understanding of the data provided in the financial statements. The University's notes to the financial statements can be found on pages 17-38 of this financial report.

Oakland University
Management's Discussion and Analysis
June 30, 2013 and 2012

University Financial Statement Summaries

University Statements of Net Position

The University's net position is summarized in the following Condensed Statements of Net Position:

Condensed Statements of Net Position	June 30,		Change
	2013	2012	
	<i>(in thousands)</i>		
Assets			
Current assets	\$ 184,906	\$ 73,661	151%
Capital assets, net	352,058	312,019	13%
Other noncurrent assets	175,773	186,461	-6%
Total assets	<u>712,737</u>	<u>572,141</u>	25%
Deferred outflows of resources	12,763	16,830	-24%
Liabilities			
Current liabilities	52,092	48,741	7%
Noncurrent liabilities	249,806	139,295	79%
Total liabilities	<u>301,898</u>	<u>188,036</u>	61%
Deferred inflows of resources	4,314	8,689	-50%
Net position			
Invested in capital assets, net of related debt	210,637	192,888	9%
Restricted nonexpendable	19,735	18,726	5%
Restricted expendable	41,061	35,302	16%
Unrestricted	147,855	145,330	2%
Total net position	<u>\$ 419,288</u>	<u>\$ 392,246</u>	7%

The University's total assets were \$712.7 million and \$572.1 million at June 30, 2013 and 2012, respectively. The University's largest asset is its investment in capital assets, including land, land improvements, infrastructure, buildings, equipment, library acquisitions, and construction in progress. Capital assets represent 49% and 55% of the University's total assets at June 30, 2013 and 2012, respectively. Capital expenditures totaled \$53.8 million in 2013 and \$53.6 million in 2012. Included in capital expenditures for 2013 were the Engineering Center, the Student Housing Complex, campus infrastructure projects, equipment and technology additions, and other campus enhancement projects. Depreciation expense was \$13.7 million in 2013 and \$12.6 million in 2012.

Current assets consist primarily of cash and cash equivalents, restricted cash and cash equivalents, and receivables due within one year. Cash and cash equivalents, including restricted cash and cash equivalents, increased \$124.5 million to \$161.6 million at June 30, 2013 largely due to proceeds from the issuance of the Series 2013A and 2012 general revenue bonds. Accounts receivable decreased \$13.7 million to \$9.8 million at June 30, 2013. This is primarily due to the receipt during fiscal year 2013 of a \$12.1 million receivable from the State Building Authority for the capital appropriation related to the Human Health Building.

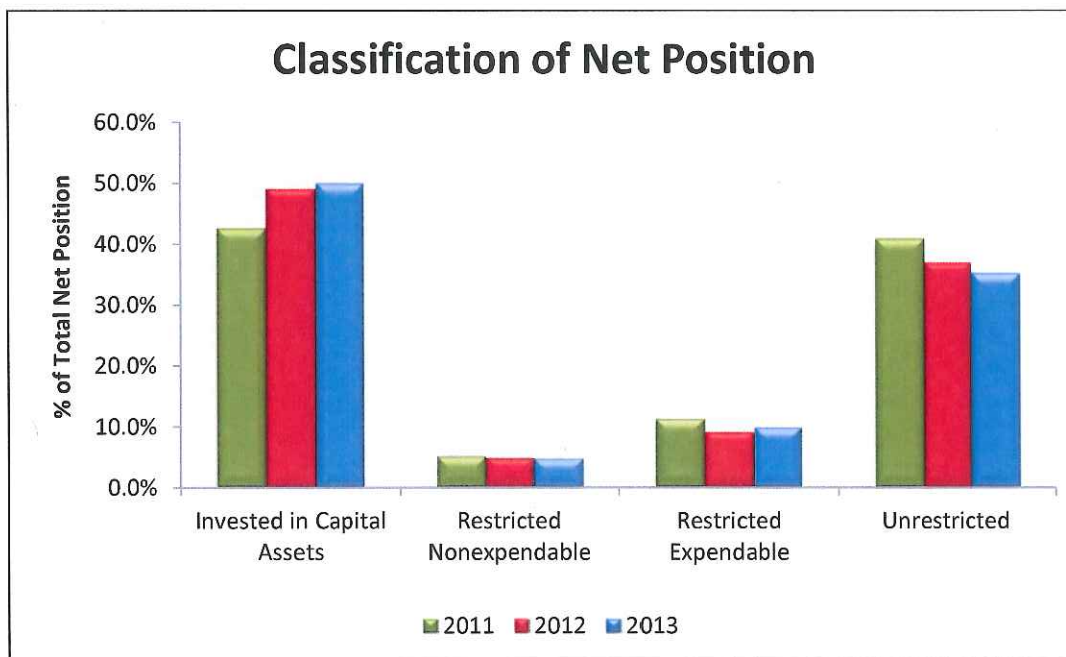
Oakland University
Management's Discussion and Analysis
June 30, 2013 and 2012

Other noncurrent assets consist primarily of endowment and other long-term investments. Endowment investments were \$61.4 million at June 30, 2013 and \$55.5 million at June 30, 2012. The increase in endowment fair market value was primarily due to a favorable outcome in the market and contributions. The total return, net of fees, on the University's endowment investments was 9.5% for 2013 and -1.9% for 2012. Other long-term investments were \$104.7 million at June 30, 2013 and \$120.0 million at June 30, 2012 and include intermediate-term fixed income and equity securities. This decrease is attributed to the liquidation of pooled investments that were not reinvested prior to June 30, 2013. The total return on the University's other long-term investments was 5.0% for 2013 and 1.5% for 2012, both net of fees. See the "Statements of Cash Flows" section of this report for additional detail.

All investments held by the University can be liquidated to cash within 90 days or less without incurring additional fees, with the exception of the private equity holding and hedge funds.

The University's total liabilities were \$301.9 million at June 30, 2013 and \$188.0 million at June 30, 2012. Current liabilities consist primarily of accounts payable, accrued expenses, current portion of long-term liabilities, and unearned revenue. The \$3.4 million increase in current liabilities is attributed primarily to the increase in accounts payable, current portion of long-term liabilities, and unearned revenue. Noncurrent liabilities are comprised primarily of bonds and notes payable and represent 83% and 74% of the University's total liabilities at June 30, 2013 and 2012, respectively. The \$110.5 million increase in noncurrent liabilities is attributed primarily to the issuance of Series 2013A and 2012 general revenue bonds totaling \$57.9 million and \$44.2 million, respectively.

The following graph shows net position by classification and restriction:



The University's net position consists of capital assets net of related debt, restricted and unrestricted. Restricted expendable net position represents assets whose use is restricted by a party independent of the University, including restrictions related to grants, contracts, and gifts. Restricted nonexpendable net position consists of gifts that have been received for endowment purposes. Unrestricted net position represents assets of the University that have not been restricted by parties independent of the University.

Oakland University
Management's Discussion and Analysis
June 30, 2013 and 2012

Unrestricted net position includes funds that the Board of Trustees and University management have designated for specific purposes, as well as amounts that have been contractually committed for goods and services that have been purchased and not received as of the end of the fiscal year.

The following summarizes the internal Board of Trustees and University management designations of unrestricted net position:

	June 30,	
	2013	2012
	<i>(in thousands)</i>	
Auxiliary enterprises	\$ 5,112	\$ 9,457
Capital projects and repair reserves	54,361	57,729
Funds designated for departmental use	27,898	25,264
Funds functioning as endowments	29,270	26,545
Gifts and investment income reserves	23,619	18,808
Retirement and insurance reserves	(6,912)	(4,960)
Encumbrances and carryforwards	11,178	9,016
Other unrestricted	3,329	3,471
	<u>\$ 147,855</u>	<u>\$ 145,330</u>

Auxiliary enterprises consist of the operating fund balances at year end for the various auxiliary units including Campus Recreation, Meadow Brook Hall, Golf & Learning Center, Oakland Center, Athletics, etc. The decrease in 2013 is due to funding of various repair and maintenance projects, a new VOIP telephone system, Horizon League initiation costs, and marketing initiatives.

Capital projects and repair reserves consist of the unexpended portion of ongoing capital projects, reserves for plant renewal, and bond sinking funds. The 2013 decrease over 2012 is primarily due to various capital projects that were funded in 2012 being capitalized in the current year.

Funds designated for departmental use consist of specific projects earmarked by various departments.

Funds functioning as endowments were created by the Board of Trustees utilizing University resources. These funds are invested in the endowment pool to achieve long-term growth. The funds consist of endowments for scholarships, excellence in teaching and research, deferred plant renewal, and retirement obligations.

Gifts and investment income reserves include the University's unrestricted gifts, and realized and unrealized investment income reserves. The increase for 2013 is predominately attributable to investment earnings in excess of the need for using these resources to fund current University operations.

Retirement and insurance reserves include the University's liability recorded to date for other postemployment benefits (OPEB). In addition to this liability, the University has an unrecorded OPEB liability of approximately \$22.5 million as of June 30, 2013. This balance also includes reserves for unemployment and workers' compensation for which the University is self-insured.

Oakland University
Management's Discussion and Analysis
June 30, 2013 and 2012

University Statements of Revenues, Expenses, and Changes in Net Position

The University's revenues, expenses, and changes in net position are summarized in the following Condensed Statements of Revenues, Expenses, and Changes in Net Position:

Condensed Statements of Revenues, Expenses and Changes in Net Position	2013	2012 <i>(in thousands)</i>	2011	% Change 2013-2012	% Change 2012-2011
Operating revenues					
Net tuition	\$ 155,967	\$ 149,095	\$ 137,613	5%	8%
Grants and contracts	14,395	15,236	17,768	-6%	-14%
Departmental activities	8,017	5,998	5,470	34%	10%
Auxiliary activities	24,760	23,424	22,599	6%	4%
Other	249	269	418	-7%	-36%
Total operating revenues	<u>203,388</u>	<u>194,022</u>	<u>183,868</u>	5%	6%
Operating expenses					
Operating loss	<u>(71,560)</u>	<u>(65,424)</u>	<u>(59,444)</u>	9%	10%
Nonoperating revenues (expenses)					
State appropriations	44,964	43,145	50,761	4%	-15%
Gifts	4,853	5,806	4,295	-16%	35%
Investment income	14,685	1,471	20,879	898%	-93%
Distributed to annuity and life income fund beneficiaries	(58)	(61)	(60)	-5%	2%
Interest expense	(5,789)	(4,466)	(4,919)	30%	-9%
Federal grants	20,726	21,037	20,038	-1%	5%
Other	508	147	142	246%	4%
Net nonoperating revenues	<u>79,889</u>	<u>67,079</u>	<u>91,136</u>	19%	-26%
Income before other revenues	<u>8,329</u>	<u>1,655</u>	<u>31,692</u>	403%	-95%
Capital appropriations	10,073	30,427	-	-67%	100%
Capital grants and gifts	7,675	4,930	1,496	56%	230%
Additions to permanent endowments	965	588	1,226	64%	-52%
Total other revenues	<u>18,713</u>	<u>35,945</u>	<u>2,722</u>	-48%	1221%
Increase in net position	<u>27,042</u>	<u>37,600</u>	<u>34,414</u>	-28%	9%
Net position					
Beginning of year	<u>392,246</u>	<u>354,646</u>	<u>320,232</u>	11%	11%
End of year	<u>\$ 419,288</u>	<u>\$ 392,246</u>	<u>\$ 354,646</u>	7%	11%

Operating revenues were \$203 million in 2013, \$194 million in 2012, and \$184 million in 2011. The 5% increase in 2013 over 2012 was primarily due to increases in tuition revenue; net of scholarship allowances, which was higher due to an enrollment increase in FYES of 2.4% and; effective for the fall 2012 semester, tuition rates increasing by 2.9% for undergraduates and graduates.

Oakland University
Management's Discussion and Analysis
June 30, 2013 and 2012

Operating expenses were \$275 million in 2013, \$259 million in 2012, and \$243 million in 2011. The operating expense increase of 6% in 2013 over 2012 resulted from supporting enrollment, contractual agreements, and increases in academic and institutional support.

A breakdown of the University's operating expenses by functional classification follows:

University Operating Expenses

	<u>2013</u>	<u>2012</u>	<u>2011</u>	<u>% Change</u> <u>2013-2012</u>	<u>% Change</u> <u>2012-2011</u>
		<i>(in thousands)</i>			
Education and general					
Instruction	\$ 110,296	\$ 104,180	\$ 99,012	6%	5%
Research	10,297	11,252	9,531	-8%	18%
Public service	4,248	3,709	2,943	15%	26%
Academic support	22,730	20,589	19,128	10%	8%
Student services	21,113	18,604	17,368	13%	7%
Institutional support	33,439	32,583	28,752	3%	13%
Operations and maintenance of plant	20,518	18,877	17,891	9%	6%
Depreciation	13,710	12,556	12,040	9%	4%
Student aid	13,127	13,211	12,888	-1%	3%
Total education and general	<u>249,478</u>	<u>235,561</u>	<u>219,553</u>	6%	7%
Auxiliary activities	25,453	23,872	23,743	7%	1%
Other expenses	17	12	16	42%	-25%
Total operating expenses	<u>\$ 274,948</u>	<u>\$ 259,445</u>	<u>\$ 243,312</u>	6%	7%

Education and general expenses increased 6% in 2013 over 2012 and 7% in 2012 over 2011. The increases are mainly attributable to an increase in academic program offerings to meet the needs of higher enrollment, contractual agreements, and equipment purchases related to the University's capital expansion programs.

The increase in Instruction for 2013 is due to a \$6.1 million increase in salaries and fringe benefits related to existing and new academic programs, including \$1.8 million associated with the OUWBSM growth in its second year. The decrease in Research is primarily due to a \$0.7 million reduction in American Reinvestment and Recovery Act (ARRA) funding. The Academic Support increase is predominantly due to \$1.2 million in salaries and fringe benefits for the Kresge and OUWBSM libraries and \$1.0 million in supplies and other expenses. The Student Services increase is related to expansion of the First Year Advising Center and the entry fee related to the University's move to the Horizon League.

The University's operating loss was \$71.6 million in 2013, \$65.4 million in 2012, and \$59.4 million in 2011. Offsetting these losses were net nonoperating revenues of \$79.9 million in 2013, \$67.1 million in 2012, and \$91.1 million in 2011.

Nonoperating revenue is largely comprised of State appropriations and, as reflected in the State's approved appropriation bills, was \$45.0 million in 2013, \$43.1 million in 2012, and \$50.8 million in 2011. The annual appropriation for 2013 increased \$1.9 million, or 4%, due to the University's portion of the State's performance funding allocation.

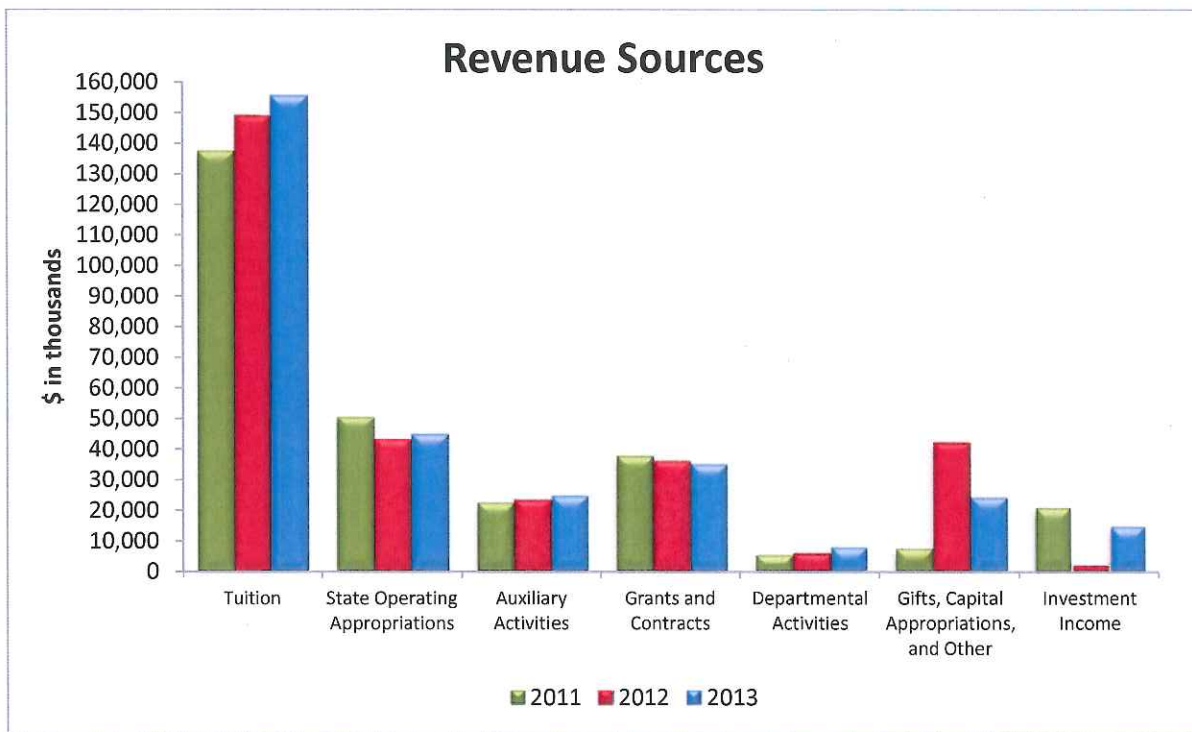
**Oakland University
Management’s Discussion and Analysis
June 30, 2013 and 2012**

Due to the market recovery, the University experienced a \$13.2 million gain on investments. This growth is comprised of \$7.9 million in the University’s pooled investments and \$5.3 million in the endowment pool.

Nonoperating revenues also include \$20.7 million from Federal Pell Grants in 2013. Pell Grant revenue for 2012 and 2011 was \$21.0 million and \$20.0 million, respectively.

Other revenues decreased \$17.2 million to \$18.7 million in 2013 primarily due to capital appropriations received in 2012, totaling \$30.4 million, from the State Building Authority for the construction of the Human Health Building. Capital appropriations as of June 30, 2013 were \$9.6 million and \$0.5 million for the construction of the Human Health Building and the Engineering Center, respectively. Additionally, a \$6.5 million capital gift was received for the construction of the Elliott Tower.

A graphic illustration of each revenue source is as follows:



Oakland University
Management's Discussion and Analysis
June 30, 2013 and 2012

University Statements of Cash Flows

The University's cash flows are summarized in the following Condensed Statements of Cash Flows:

Condensed Statements of Cash Flows

	<u>2013</u>	<u>2012</u>	<u>2011</u>
	<i>(in thousands)</i>		
Cash provided (used) by			
Operating activities	\$ (52,416)	\$ (50,231)	\$ (43,710)
Noncapital financing activities	72,966	73,071	78,089
Capital financing activities	80,119	(34,522)	(39,951)
Investing activities	23,859	16,069	(34,743)
Net increase (decrease) in cash	<u>124,528</u>	<u>4,387</u>	<u>(40,315)</u>
Cash and cash equivalents			
Beginning of year	<u>37,106</u>	<u>32,719</u>	<u>73,033</u>
End of year	<u>\$ 161,634</u>	<u>\$ 37,106</u>	<u>\$ 32,718</u>

The primary cash receipts from operating activities consist of tuition, auxiliary activities, and grant and contract revenues. Cash disbursements primarily include salaries and wages, benefits, supplies, utilities, and scholarships. The increase in net cash used by operating activities reflects the increase in payments to employees, suppliers, and financial aid recipients.

State appropriations are the primary source of noncapital financing activities. Noncapital State appropriation cash receipts were \$44.6 million in 2013 and \$44.5 million in 2012. Cash received from Pell Grants decreased for the year ended June 30, 2013 by \$0.3 million and increased in 2012 and 2011 \$1.0 million and \$5.1 million, respectively.

Capital financing activities for 2013 include capital expenditures of \$54.1 million in addition to debt service payments totaling \$9.9 million. Cash disbursements for capital expenditures in 2013 included \$15.2 million for the Human Health Building (the University received \$21.2 million in capital appropriations from the State Building Authority and \$0.4 million from a federal grant to partially offset the expense for this project), \$12.2 million for the Engineering Center, \$5.3 million for infrastructure improvements, \$6.7 million in equipment, and \$3.0 million for the new Student Housing Complex. Capital financing activities for 2012 include capital expenditures of \$49.4 million in addition to debt service payments totaling \$8.2 million. Cash disbursements for capital expenditures in 2012 included \$36.7 million for the Human Health Building (the University received \$18.3 million in Capital Appropriations from the State Building Authority and \$1.2 million from a federal grant to partially offset the expense for this project), \$3.5 million for the Steve Sharf Clubhouse (the University received a \$3.5 million gift to fund this project), \$2.6 million for infrastructure improvements, \$1.1 million for the new Engineering Center, and \$2.7 million in equipment.

Cash provided by investing activities during 2013 is the result of investment income and the sale of long-term investments exceeding the purchase of long-term investments.

Oakland University
Management's Discussion and Analysis
June 30, 2013 and 2012

Commitments

The estimated costs to complete construction projects in progress is \$145.2 million as of June 30, 2013, due in large part to the new Engineering Center of \$59.5 million, the new Student Housing Complex of \$26.7 million, new parking structure of \$22.6 million, and various campus enhancement projects totaling \$36.4 million. The Engineering Center is funded from the State Capital Outlay and proceeds from general revenue bonds. The Student Housing Complex, parking structure, and other campus enhancement projects are funded from proceeds from general revenue bonds and other University resources.

University Credit Rating

On May 24, 2013, Moody's Investors Service reaffirmed the University's underlying credit rating as A1 - Stable.

Deferred Plant Renewal

The University annually surveys its plant to identify deferred plant renewal (previously referred to as deferred maintenance), adding new items and deleting items that were addressed during the year. Each year, general revenues are allocated to address deferred plant renewal items. In addition, the University has established a quasi-endowment that provides investment earnings that are used to address deferred plant renewal needs.

Factors or Conditions Impacting Future Periods

Financial and budget planning is directly related to and supportive of the University's mission and operational needs. The ability to plan effectively is influenced by an understanding of the following factors which impact the University's finances.

- State and national economy
- Stability of State appropriations (including performance funding)
- Inflationary pressures
- Program growth and development
- New initiatives
- Technology
- Productivity improvements
- Demographics, including number of high school graduates
- Development of the Oakland University William Beaumont School of Medicine

Oakland University
Statements of Net Position
June 30, 2013 and 2012

	<u>2013</u>	<u>2012</u>
Assets		
Current assets		
Cash and cash equivalents (Note 2)	\$ 56,815,372	\$ 31,903,358
Accounts receivable, net (Note 3)	9,802,304	23,547,067
Appropriations receivable (Note 4)	8,175,296	7,844,548
Pledges receivable, net (Note 5)	3,138,427	2,997,848
Inventories	695,972	1,074,003
Deposits and prepaid expenses	1,134,459	738,694
Student loans receivable, net (Note 6)	325,724	352,863
Restricted cash and cash equivalents (Note 2)	104,818,267	5,202,463
Total current assets	<u>184,905,821</u>	<u>73,660,844</u>
Noncurrent assets		
Endowment investments (Note 2)	61,431,555	55,484,599
Other long-term investments (Note 2)	104,704,528	119,982,397
Pledges receivable, net (Note 5)	7,126,483	8,577,961
Student loans receivable, net (Note 6)	1,411,466	1,337,377
Capital assets, net (Note 7)	352,057,826	312,019,207
Other assets (Note 9)	1,099,460	1,078,307
Total noncurrent assets	<u>527,831,318</u>	<u>498,479,848</u>
Total assets	<u>712,737,139</u>	<u>572,140,692</u>
Deferred outflows of resources (Note 11)	12,762,771	16,830,234
Liabilities		
Current liabilities		
Accounts payable and accrued expenses	21,446,734	20,610,110
Accrued payroll	8,747,671	9,348,921
Long-term liabilities - current portion (Note 10)	6,588,262	5,238,360
Unearned revenue	13,710,784	12,117,299
Deposits	1,598,207	1,426,235
Total current liabilities	<u>52,091,658</u>	<u>48,740,925</u>
Noncurrent liabilities		
Unearned revenue	380,599	595,996
Long-term liabilities (Note 10)	241,607,647	132,521,557
Other postemployment benefits (Note 12)	7,817,556	6,177,345
Total noncurrent liabilities	<u>249,805,802</u>	<u>139,294,898</u>
Total liabilities	<u>301,897,460</u>	<u>188,035,823</u>
Deferred inflows of resources (Note 11)	4,314,435	8,689,053
Net position		
Invested in capital assets, net of related debt	210,637,152	192,887,599
Restricted nonexpendable	19,734,956	18,726,070
Restricted expendable	41,061,288	35,302,277
Unrestricted	147,854,619	145,330,104
Total net position	<u>\$ 419,288,015</u>	<u>\$ 392,246,050</u>

The accompanying notes are an integral part of these financial statements.

Oakland University
Statements of Revenues, Expenses, and Changes in Net Position
June 30, 2013 and 2012

	<u>2013</u>	<u>2012</u>
Operating revenues		
Tuition (net of scholarship allowances of \$37,151,433 in 2013 and \$31,906,000 in 2012)	\$ 155,967,342	\$ 149,094,773
Federal grants and contracts	10,214,846	11,824,444
State, local, and private grants and contracts	4,180,070	3,412,087
Departmental activities	8,016,890	5,997,526
Auxiliary activities (net of scholarship allowances of \$3,134,224 in 2013 and \$2,709,161 in 2012)	24,760,266	23,423,935
Other operating revenues	248,630	269,104
Total operating revenues	<u>203,388,044</u>	<u>194,021,869</u>
Operating expenses		
Education and general		
Instruction	110,296,123	104,180,089
Research	10,296,931	11,252,501
Public service	4,248,340	3,708,742
Academic support	22,730,020	20,588,635
Student services	21,112,884	18,604,384
Institutional support	33,438,831	32,582,943
Operations and maintenance of plant	20,517,888	18,876,543
Depreciation	13,709,983	12,555,596
Student aid	13,127,014	13,211,307
Auxiliary activities	25,453,277	23,872,123
Other expenses	17,175	12,595
Total operating expenses (Note 16)	<u>274,948,466</u>	<u>259,445,458</u>
Operating loss	<u>(71,560,422)</u>	<u>(65,423,589)</u>
Nonoperating revenues (expenses)		
State appropriations (Note 4)	44,964,100	43,145,000
Gifts	4,852,750	5,805,973
Investment income (net of investment expenses of \$568,564 in 2013 and \$513,062 in 2012)	14,685,497	1,471,099
Distributions to annuity and life income fund beneficiaries	(58,197)	(60,915)
Interest on capital asset related debt	(5,788,817)	(4,465,856)
Federal grants	20,726,249	21,036,832
Other	507,782	146,675
Net nonoperating revenues	<u>79,889,364</u>	<u>67,078,808</u>
Income before other revenues	<u>8,328,942</u>	<u>1,655,219</u>
Capital appropriations	10,073,228	30,426,772
Capital grants and gifts	7,674,464	4,929,415
Additions to permanent endowments	965,331	588,318
Total other revenues	<u>18,713,023</u>	<u>35,944,505</u>
Increase in net position	<u>27,041,965</u>	<u>37,599,724</u>
Net position		
Beginning of year	392,246,050	354,646,326
End of year	<u>\$ 419,288,015</u>	<u>\$ 392,246,050</u>

The accompanying notes are an integral part of these financial statements.

Oakland University
Statements of Cash Flows
June 30, 2013 and 2012

	<u>2013</u>	<u>2012</u>
Cash flows from operating activities		
Tuition	\$ 159,556,982	\$ 147,972,481
Grants and contracts	15,858,572	15,126,785
Payments to suppliers	(67,635,911)	(60,121,245)
Payments to employees	(179,615,754)	(169,798,468)
Payments for scholarships and fellowships	(13,127,014)	(13,211,307)
Loans issued to students	(316,644)	(258,314)
Collection of loans from students	266,077	355,172
Auxiliary enterprise charges	24,939,133	23,336,759
Other receipts	7,657,842	6,367,117
Net cash used by operating activities (Note 17)	<u>(52,416,717)</u>	<u>(50,231,020)</u>
Cash flows from noncapital financing activities		
State appropriations	44,633,352	44,529,780
Federal direct lending receipts	106,481,620	106,844,417
Federal direct lending disbursements	(106,481,620)	(106,844,417)
Gifts and grants for other than capital purposes	27,367,254	27,953,076
Endowment gifts	965,331	588,318
Net cash provided by noncapital financing activities	<u>72,965,937</u>	<u>73,071,174</u>
Cash flows from capital financing activities		
Proceeds from capital debt	138,098,621	-
Capital appropriations	22,212,937	18,287,063
Capital grants, gifts, and other receipts	7,142,408	4,783,961
Purchases of capital assets	(54,127,973)	(49,385,350)
Principal paid on capital debt and leases	(26,157,314)	(3,864,996)
Interest paid on capital debt and leases	(7,049,369)	(4,342,689)
Net cash provided (used) by capital financing activities	<u>80,119,310</u>	<u>(34,522,011)</u>
Cash flows from investing activities		
Proceeds from sales and maturities of investments	69,371,521	67,663,529
Investment income	6,394,361	4,464,487
Purchase of investments	(51,906,594)	(56,058,831)
Net cash provided by investing activities	<u>23,859,288</u>	<u>16,069,185</u>
Net increase in cash and cash equivalents	124,527,818	4,387,328
Cash and cash equivalents		
Beginning of year	37,105,821	32,718,493
End of year	<u>\$ 161,633,639</u>	<u>\$ 37,105,821</u>

The accompanying notes are an integral part of these financial statements.

Oakland University
Notes to Financial Statements
June 30, 2013 and 2012

1. Significant Accounting Policies

Organization

These financial statements present the financial position, results of operations, and changes in net position of Oakland University (University).

Basis of Accounting

The accompanying financial statements have been prepared using the economic resource measurement focus and the accrual basis of accounting. The statements incorporate all fund groups utilized internally by the University. These statements have been prepared in accordance with accounting principles generally accepted in the United States of America as prescribed by the Governmental Accounting Standards Board (GASB).

The University implemented GASB Statement No. 62, *Codification of Accounting and Financial Reporting Guidance Contained in pre-November 30, 1989 FASB and AICPA Pronouncements*. The objective of this statement is to incorporate into GASB's authoritative literature certain accounting and financial guidance that is included in the following pronouncements issued on or before November 30, 1989, which does not conflict with or contradict GASB pronouncements:

- Financial Accounting Standards Board (FASB) Statements and Interpretations
- Accounting Principles Board Opinions
- Accounting Research Bulletins of the American Institute of Certified Public Accountants (AICPA), Committee on Accounting Procedure

Adoption of this Statement did not have a material impact on the financial statements.

Cash and Cash Equivalents

The University considers all investments with original maturity of 90 days or less when purchased to be cash equivalents. Restricted cash and cash equivalents consists of unexpended bond proceeds which are restricted for use as noted in the bond documents.

Cash Flow Reporting

For the purpose of presentation in the Statements of Cash Flows, cash and cash equivalents includes restricted cash.

Investments

Investments are stated at fair market value.

Inventories

Inventories are stated at the lower of average cost or market. Included in the 2013 inventory are two homes in the Meadow Brook Subdivision owned by the University and valued at a total of \$324,000.

Physical Properties

Physical properties are stated at cost or, when donated, at fair market value at the date of gift. A capitalization threshold of \$5,000 is used for equipment. Depreciation is computed using the straight-line method over the estimated useful life of the property. When assets are retired or otherwise disposed of, the cost and related accumulated depreciation are removed from the accounts. The costs of maintenance and repairs are expended as incurred.

Oakland University
Notes to Financial Statements
June 30, 2013 and 2012

1. Significant Accounting Policies (continued)

The following are asset classifications and the respective estimated useful lives:

<u>Classifications</u>	<u>Life</u>
Buildings	40 years
Land improvements and infrastructure	20 years
Library acquisitions	10 years
Equipment and software	7 years

Deferred Outflows of Resources

Deferred outflows of resources consist of interest rate swap agreements stated at fair value, early extinguishment of debt, and the deferral of the swap termination cost for the 2001 bonds.

Deferred Inflows of Resources

Deferred inflows of resources consist primarily of the 2007 Constant Maturity Swap interest rate agreement recorded at its estimated fair value.

Revenue Recognition

Operating revenues represent revenue earned from exchange transactions and consist of tuition, certain grants and contracts, departmental activities, auxiliary activities, and other miscellaneous revenues. Nonoperating revenues include State of Michigan (State) appropriations, gifts, certain grants, and investment income. When an expense is incurred for which both restricted and unrestricted net assets are available, the University applies the restricted or unrestricted resources at its discretion.

Revenues related to the summer and fall semesters are recognized in the fiscal year in which the semesters are predominantly conducted.

Gifts are recognized at the later of the date pledged or when the eligibility requirements of the gifts are met.

Funds are appropriated to the University for operations by the State covering the State's fiscal year, October 1 through September 30. The appropriation is for the University's fiscal year ending June 30 and is considered earned.

Revenues are reported net of discounts and allowances.

Bond Issuance Costs

Bond issuance costs are expensed when incurred.

Income Tax Status

The University is classified as a political subdivision of the State of Michigan under Section 115 of the Internal Revenue Code and is therefore exempt from federal income taxes. Certain activities of the University may be subject to taxation as unrelated business income.

Oakland University
Notes to Financial Statements
June 30, 2013 and 2012

1. Significant Accounting Policies (continued)

Reclassification

Certain fiscal year 2012 balances have been reclassified to conform to the current year presentation.

Change in Accounting Principles

Effective in the fiscal year ended June 30, 2013, the University adopted GASB Statement No. 63, *Financial Reporting of Deferred Outflows of Resources, Deferred Inflows of Resources, and Net Position* and GASB Statement No. 65, *Items Previously Reported as Assets and Liabilities*. These statements introduce and define those elements as a consumption of net assets by the University that is applicable to a future reporting period, and an acquisition of net assets by the University that is applicable to a future reporting period, respectively. The standards also incorporate deferred outflows of resources and deferred inflows of resources into the definitions of the required components of the residual measure and by renaming that measure as net position, rather than net assets. In accordance with the standards, the University has modified the presentation of the Statements of Net Position and has reported deferred outflows of resources for early extinguishment of debt, deferral of swap termination cost, and interest rate swap agreements.

The following summarizes the restatements due to adoption of these new standards:

Debt Issuance Costs – GASB Statement No. 65 requires debt issuance costs be recognized as an expense in the period incurred. Accordingly, other assets, net position, and interest on capital asset related debt have been restated to reflect this change.

<u>Statements of Net Position</u>	June 30, 2012	
	<u>Other Assets</u>	<u>Net Position</u>
As Originally Reported	\$ 1,878,048	\$ 393,045,791
Remove Debt Issuance Costs	(799,741)	(799,741)
As Restated	<u>\$ 1,078,307</u>	<u>\$ 392,246,050</u>

<u>Statements of Revenues, Expenses and Changes in Net Position</u>	For the Year Ended June 30, 2012		
	<u>Interest on Capital Asset Related Debt</u>	<u>Net Position Beginning of Year</u>	<u>Net Position End of Year</u>
As Originally Reported	\$ 4,515,275	\$ 355,495,486	\$ 393,045,791
Remove Debt Issuance Costs	(49,419)	(849,160)	(799,741)
As Restated	<u>\$ 4,465,856</u>	<u>\$ 354,646,326</u>	<u>\$ 392,246,050</u>

Early Extinguishment of Debt – GASB Statement No. 65 requires the net effect of early extinguishment of debt and deferral of swap termination cost to be reported as a deferred outflow of resources. Previously, this amount was reported as a reduction of the general revenue bonds liability. Accordingly, \$5,281,194 has been shown as a deferred outflow at June 30, 2013 and \$5,131,161 at June 30, 2012.

Oakland University
Notes to Financial Statements
June 30, 2013 and 2012

2. Investments and Deposits with Financial Institutions

Operating cash is pooled into investments and deposits, which are uninsured and uncollateralized. This pool is administered according to the University's "Working Capital Management and Investment Policy." The working capital portfolio is divided into three investment groups: short-term, intermediate-term, and long-term investments. Short-term investments are immediately available for use and have an average maturity of one year or less. Intermediate-term investments are liquid within five business days or less and have an average maturity of no more than five years. Long-term investments are liquid within 20 business days or less and have average maturities over five years. The long-term investment asset class is limited to 30% of the total investment pool and includes equities. All investment classes are rated investment grade or better by at least one rating agency. Investments in any one entity, except the United States Government or its agencies, may not exceed 5% of the total investment pool. For non-amortizing securities, the maturity of any single debt instrument shall not exceed 15 years. No more than 50% of equity and bond investments are assigned to a single investment manager.

The operating cash portfolio at June 30, 2013 does not involve any concentration of credit risk as all investments in single issuers or issues amount to less than 5% of the entire investment pool.

The University's working capital investment pool consists of the following as of June 30, 2013 and 2012:

<u>June 30, 2013</u>	<u>Total</u>	<u><1 Year</u>	<u>1-5 years</u>	<u>6-10 years</u>	<u>>10 years</u>
University Operating Pooled Cash					
Swept Money Market Mutual Fund	\$ 63,583,006	\$ 63,583,006	\$ -	\$ -	\$ -
Commonfund Intermediate High Quality Bond Fund	35,378,035	1,110,870	14,653,582	14,476,692	5,136,891
JP Morgan Equity Funds Intrepid Equities	41,535,285	-	-	-	41,535,285
Huntington Situs Equity Fund	2,033,857	-	-	-	2,033,857
WAM Sinking Fund	335,355	-	-	-	335,355
JP Morgan Bond Fund	26,855,052	4,698,155	22,156,897	-	-
Cash with Trustees	104,815,799	104,815,799	-	-	-
Operating investments	274,536,389	174,207,830	36,810,479	14,476,692	49,041,388
Net cash overdraft	(8,198,222)	(8,198,222)	-	-	-
	<u>\$ 266,338,167</u>	<u>\$ 166,009,608</u>	<u>\$ 36,810,479</u>	<u>\$ 14,476,692</u>	<u>\$ 49,041,388</u>
Cash and cash equivalents	\$ 56,815,372				
Restricted cash and cash equivalents	104,818,267				
Other long-term investments	104,704,528				
	<u>\$ 266,338,167</u>				

Oakland University
Notes to Financial Statements
June 30, 2013 and 2012

2. Investments and Deposits with Financial Institutions (continued)

<u>June 30, 2012</u>	<u>Total</u>	<u><1 Year</u>	<u>1-5 years</u>	<u>6-10 years</u>	<u>>10 years</u>
University Operating Pooled Cash					
Swept Money Market Mutual Fund	\$ 32,967,955	\$ 32,967,955	\$ -	\$ -	\$ -
Commonfund Intermediate High Quality Bond Fund	44,772,910	4,942,929	19,794,103	13,131,895	6,903,983
JP Morgan Equity Funds Intrepid Equities	34,124,880	-	-	-	34,124,880
WAM Sinking Fund	351,435	-	-	-	351,435
JP Morgan Bond Fund	41,340,227	12,297,102	29,043,125	-	-
Cash with Trustees	5,202,533	5,202,533	-	-	-
Operating investments	158,759,940	55,410,519	48,837,228	13,131,895	41,380,298
Net cash overdraft	(1,671,722)	(1,671,722)	-	-	-
	<u>\$ 157,088,218</u>	<u>\$ 53,738,797</u>	<u>\$ 48,837,228</u>	<u>\$ 13,131,895</u>	<u>\$ 41,380,298</u>
Cash and cash equivalents	\$ 31,903,358				
Restricted cash and cash equivalents	5,202,463				
Other long-term investments	119,982,397				
	<u>\$ 157,088,218</u>				

The investments are shown by category according to their respective duration to describe the level of interest rate risk in the portfolio. Changes in interest rates over time can impact the market value of the fixed income portion of the portfolio. At June 30, 2013, the JP Morgan Bond Fund had a weighted-average maturity of 2.4 years and an average credit quality of AA. The Commonfund Intermediate High Quality Bond Fund had a weighted-average maturity of 7.8 years and an average credit quality of A+.

The University is not exposed to foreign currency risk within the investment pool as of June 30, 2013.

These investments produced net rates of return of 5.0% and 1.5% for the years ended June 30, 2013 and 2012, respectively.

As of June 30, 2013 and 2012, the University had an investment derivative with the following maturity:

<u>June 30, 2013</u>	<u>Fair Value</u>	<u><1 Year</u>	<u>1-5 years</u>	<u>6-10 years</u>	<u>>10 years</u>
Constant Maturity Swap	\$ 3,167,142	\$ -	\$ -	\$ -	\$ 3,167,142
<u>June 30, 2012</u>	<u>Fair Value</u>	<u><1 Year</u>	<u>1-5 years</u>	<u>6-10 years</u>	<u>>10 years</u>
Constant Maturity Swap	\$ 3,010,020	\$ -	\$ -	\$ -	\$ 3,010,020

The investment derivative was approved by the Board of Trustees (Board). The investment derivative is included with deferred outflows of resources in the Statements of Net Position. See Note 11 for further disclosures.

Oakland University
Notes to Financial Statements
June 30, 2013 and 2012

2. Investments and Deposits with Financial Institutions (continued)

The University's endowment investments are administered according to the University's "Endowment Management and Investment Policy." Concentration of credit risk is limited to no more than 1% of the portfolio in any one principal protected structured product or structured equity product. Endowment investments are broadly diversified and there is no investment in a single issuer other than the U.S. Government that amounts to more than 5% of the portfolio. The "Endowment Management and Investment Policy" restricts fixed income investments to "high quality" (primarily A to AAA rated) corporate bonds, U.S. Treasury, and agency securities or issues of supranational organizations and foreign sovereigns and no more than 20% of the fixed income portfolio may be invested in securities rated less than BBB or that are illiquid.

These investment funds are uninsured and uncollateralized and produced a total net return of 9.5% and -1.9% for the years ended June 30, 2013 and 2012, respectively.

University pooled investment funds consist of the following as of June 30, 2013 and 2012:

June 30, 2013	Total	<1 Year	1-5 years	6-10 years	>10 years
UBS Endowment Investment Pool					
Large Cap Value	\$ 8,601,244	\$ 263,843	\$ -	\$ -	\$ 8,337,401
Large Cap Growth	5,999,683	188,133	-	-	5,811,550
Index Funds	5,850,837	826	-	-	5,850,011
Mid Cap Value	3,036,298	348,250	-	-	2,688,048
Mid Cap Growth	2,743,789	109,025	-	-	2,634,764
Small Cap Core	2,705,050	53,070	-	-	2,651,980
Small Cap Growth	777,744	13,890	-	-	763,854
REIT	1,551,343	57,995	-	-	1,493,348
International Value	3,667,237	123,874	-	-	3,543,363
International Core	3,043,142	95,882	-	-	2,947,260
Developing Markets	1,117,491	-	-	-	1,117,491
Fixed Income Core	10,254,089	468,139	2,492,504	5,242,848	2,050,598
High Yield Bonds	2,986,186	235,100	784,090	1,890,990	76,006
Global Fixed	2,986,088	369,299	1,193,355	1,098,438	324,996
Hedge Funds	4,103,905	114	-	-	4,103,791
Commodity Stock Funds	1,556,218	239	-	-	1,555,979
Private Equity	451,185	-	-	-	451,185
Cash	26	26	-	-	-
	<u>\$ 61,431,555</u>	<u>\$ 2,327,705</u>	<u>\$ 4,469,949</u>	<u>\$ 8,232,276</u>	<u>\$ 46,401,625</u>
June 30, 2012	Total	<1 Year	1-5 years	6-10 years	>10 years
UBS Endowment Investment Pool					
Large Cap Value	\$ 7,529,206	\$ 197,814	\$ -	\$ -	\$ 7,331,392
Large Cap Growth	7,473,310	257,665	-	-	7,215,645
Mid Cap Value	3,022,433	448,910	-	8,660	2,564,863
Mid Cap Growth	2,848,741	85,600	-	-	2,763,141
Small Cap Core	2,659,805	40,527	-	-	2,619,278
Small Cap Growth	659,580	17,272	-	-	642,308
REIT	1,050,672	37,176	-	-	1,013,496
International Value	4,292,726	126,843	-	-	4,165,883
International Core	3,003,821	52,369	-	-	2,951,452
Developing Markets	922,373	-	-	-	922,373
Fixed Income Core	10,683,845	1,028,812	3,207,667	4,804,958	1,642,408
High Yield Bonds	2,729,220	175,207	887,254	1,620,001	46,758
Global Fixed	2,859,946	43	1,460,921	1,398,982	-
Hedge Funds	4,006,473	65	-	-	4,006,408
Commodity Stock Funds	1,423,396	-	-	-	1,423,396
Private Equity	216,630	-	-	-	216,630
Cash	30	30	-	-	-
	<u>55,382,207</u>	<u>2,468,333</u>	<u>5,555,842</u>	<u>7,832,601</u>	<u>39,525,431</u>
Charitable Trusts – Equity Funds	102,392	-	-	-	102,392
	<u>\$ 55,484,599</u>	<u>\$ 2,468,333</u>	<u>\$ 5,555,842</u>	<u>\$ 7,832,601</u>	<u>\$ 39,627,823</u>

Oakland University
Notes to Financial Statements
June 30, 2013 and 2012

2. Investments and Deposits with Financial Institutions (continued)

The fixed income investments within the Endowment pool have a fair market value of \$16.2 million as of June 30, 2013, with a credit quality that varies; with 64.5% of the securities rated A or higher, 18.4% rated BBB, and 17.1% rated BB.

The University is not exposed to foreign currency risk within the investment balance as of June 30, 2013.

The private equity investment's estimated market value is \$451,185 as of June 30, 2013 with a total commitment by the University of \$1,000,000 over a five-year period. Hedge fund investments are estimated at a market value of \$4,103,905 as of June 30, 2013. Estimated market values and returns are reviewed by the UBS Alternative Investments U.S. Team through the University's endowment investment adviser UBS Financial Services, Inc.

Fair value is most often determined by open market prices except for the private equity and hedge funds. The estimated fair values are provided by external investment managers and advisers as of June 30, 2013. Alternative investments are not readily marketable, their estimated value may differ from the value that would have been used had a ready market value for such investments existed.

The Charitable Trust – Equity Funds are charitable gift annuities. These are arrangements in which donors contribute assets to the University in exchange for a promise by the University to pay a fixed amount for a specified period of time (typically for the life of the donor or other beneficiary). Annuities payable are established based on the present value of the estimated annuity payouts over the life expectancy of the donor or other beneficiary. This investment was liquidated as of June 30, 2013.

For donor restricted endowments, the Uniform Prudent Management of Institutional Funds Act, as adopted in Michigan, permits the University to appropriate an amount of realized and unrealized endowment appreciation as determined to be prudent.

With the exception of the private equity holding and four hedge funds, the working capital investment pool and endowment investment pool can be liquidated within 90 days or less at fair market value.

3. Accounts Receivable

Accounts receivable consist of the following as of June 30, 2013 and 2012:

	<u>2013</u>	<u>2012</u>
Tuition	\$ 9,496,066	\$ 9,624,494
Auxiliary enterprises	1,517,742	1,410,398
Contracts and grants	2,970,328	4,198,191
Other receivables	710,485	12,879,485
Total accounts receivable	<u>14,694,621</u>	<u>28,112,568</u>
Less: Allowance for doubtful accounts	<u>(4,892,317)</u>	<u>(4,565,501)</u>
Total accounts receivable, net	<u>\$ 9,802,304</u>	<u>\$ 23,547,067</u>

Oakland University
Notes to Financial Statements
June 30, 2013 and 2012

3. Accounts Receivable (continued)

Other receivables include reimbursement from the State Building Authority for the construction of the Human Health Building which totaled \$12,139,709 as of June 30, 2012.

4. Appropriations Receivable

The annual State operating appropriation paid to the University is made in 11 monthly installments from October through August. Consistent with State of Michigan legislation, the University has accrued, as of the end of its fiscal year, the payments to be received in July and August. As of June 30, 2013 and 2012, the accrual of the July and August State operating appropriation payments created an appropriation receivable of \$8,175,296 and \$7,844,548, respectively.

5. Pledges Receivable

Pledges receivable consist of the following as of June 30, 2013 and 2012:

	<u>2013</u>	<u>2012</u>
Pledges outstanding		
Unrestricted	\$ 40,603	\$ 19,243
Restricted expendable	<u>11,639,647</u>	<u>13,463,070</u>
Total pledges outstanding	<u>11,680,250</u>	<u>13,482,313</u>
Less:		
Allowance for doubtful pledges	(112,305)	(103,929)
Present value discount	<u>(1,303,035)</u>	<u>(1,802,575)</u>
Total pledges outstanding, net	<u>10,264,910</u>	<u>11,575,809</u>
Less: Current portion, net	<u>(3,138,427)</u>	<u>(2,997,848)</u>
Noncurrent portion, net	<u>\$ 7,126,483</u>	<u>\$ 8,577,961</u>

Pledges receivable from donors are recorded at net present value less allowances for doubtful accounts. At June 30, 2013 and 2012, the interest rate used to discount pledges to present value was 5%. The aggregate allowance for doubtful accounts was 1% net of discount at June 30, 2013 and 2012. Approximately \$9.3 million of the total net pledges outstanding is from a single donor.

Payments on pledges receivable at June 30, 2013 are expected to be received in the following years:

Past due	\$ 174,721
Due in one year	3,034,676
Due in two-five years	<u>8,470,853</u>
Total	<u>\$ 11,680,250</u>

Oakland University
Notes to Financial Statements
June 30, 2013 and 2012

5. Pledges Receivable (continued)

Bequest intentions and other conditional promises are not recognized as assets until the specified conditions are met because of uncertainties with regard to their realizability and valuation. At June 30, 2013 and 2012 the University had \$35,518,761 and \$31,439,851, respectively, in conditional pledge commitments receivable not included in the accompanying financial statements. Of the \$35,518,761 in conditional pledges for fiscal year 2013, approximately \$14,000,000 is from a single donor. Subsequent to June 30, 2013, this amount was in process of being realized subject to satisfaction of certain short-term restrictions.

6. Student Loans Receivable

Student loans receivable consist of the following as of June 30, 2013 and 2012:

	<u>2013</u>	<u>2012</u>
Student loans		
Federal loan programs	\$ 1,804,648	\$ 1,814,236
University loan funds	<u>164,213</u>	<u>123,626</u>
	1,968,861	1,937,862
Less: Allowance for doubtful loans	<u>(231,671)</u>	<u>(247,622)</u>
Total student loans, net	1,737,190	1,690,240
Less: Current portion, net	<u>(325,724)</u>	<u>(352,863)</u>
Noncurrent portion, net	<u>\$ 1,411,466</u>	<u>\$ 1,337,377</u>

In addition, the University distributed \$106,481,620 and \$106,844,417 for the years ended June 30, 2013 and 2012, respectively, for student loans through the U.S. Department of Education Federal Direct Loan program. These distributions and related funding sources are not included as expenses and revenues in the accompanying financial statements, but are reflected in the University's Statements of Cash Flows.

Oakland University
Notes to Financial Statements
June 30, 2013 and 2012

7. Capital Assets

The following tables present the changes in the various capital asset categories for the University for fiscal years 2013 and 2012:

<u>Asset Classification</u>	<u>Balance June 30, 2012</u>	<u>Additions</u>	<u>Reductions/ Transfers</u>	<u>Balance June 30, 2013</u>
Land	\$ 4,624,914	\$ -	\$ -	\$ 4,624,914
Land improvements and infrastructure	57,383,001	2,356,094	-	59,739,095
Buildings	308,802,388	68,533,015	-	377,335,403
Equipment	34,332,050	6,662,675	3,466,414	37,528,311
Library acquisitions	26,664,987	545,851	32,593	27,178,245
Construction in progress	74,986,676	47,426,193	71,720,061	50,692,808
Total	<u>506,794,016</u>	<u>125,523,828</u>	<u>75,219,068</u>	<u>557,098,776</u>
Accumulated depreciation				
Land improvements and infrastructure	(23,237,965)	(2,633,161)	-	(25,871,126)
Buildings	(123,905,658)	(7,597,403)	-	(131,503,061)
Equipment	(24,852,988)	(2,740,369)	(3,271,010)	(24,322,347)
Library acquisitions	(22,778,198)	(598,811)	(32,593)	(23,344,416)
Total	<u>(194,774,809)</u>	<u>(13,569,744)</u>	<u>(3,303,603)</u>	<u>(205,040,950)</u>
Total capital assets, net	<u>\$ 312,019,207</u>	<u>\$ 111,954,084</u>	<u>\$ 71,915,465</u>	<u>\$ 352,057,826</u>

<u>Asset Classification</u>	<u>Balance June 30, 2011</u>	<u>Additions</u>	<u>Reductions/ Transfers</u>	<u>Balance June 30, 2012</u>
Land	\$ 4,624,914	\$ -	\$ -	\$ 4,624,914
Land improvements and infrastructure	55,912,367	1,470,634	-	57,383,001
Buildings	300,375,937	8,426,451	-	308,802,388
Equipment	36,479,111	2,695,981	4,843,042	34,332,050
Library acquisitions	26,595,440	618,212	548,665	26,664,987
Construction in progress	34,616,188	50,267,573	9,897,085	74,986,676
Total	<u>458,603,957</u>	<u>63,478,851</u>	<u>15,288,792</u>	<u>506,794,016</u>
Accumulated depreciation				
Land improvements and infrastructure	(20,668,976)	(2,568,989)	-	(23,237,965)
Buildings	(117,265,768)	(6,639,890)	-	(123,905,658)
Equipment	(26,978,364)	(2,485,025)	(4,610,401)	(24,852,988)
Library acquisitions	(22,646,285)	(680,578)	(548,665)	(22,778,198)
Total	<u>(187,559,393)</u>	<u>(12,374,482)</u>	<u>(5,159,066)</u>	<u>(194,774,809)</u>
Total capital assets, net	<u>\$ 271,044,564</u>	<u>\$ 51,104,369</u>	<u>\$ 10,129,726</u>	<u>\$ 312,019,207</u>

Oakland University
Notes to Financial Statements
June 30, 2013 and 2012

8. State Building Authority

The University has lease agreements with the State Building Authority (SBA) and the State of Michigan for the School of Education and Human Services Building (Pawley Hall), the Science and Engineering Building, the Business and Technology Building (Elliott Hall), and the Human Health Building. The buildings were financed with SBA revenue bonds, State capital appropriations, and University general revenue bonds.

The SBA bond issues are collateralized by a pledge of rentals to be received from the State pursuant to the lease agreements between the SBA, the State, and the University. During the lease terms, the SBA will hold title to the facilities; the State will make all annual lease payments to the SBA; and the University will pay all operating and maintenance costs of the facilities.

At the expiration of the leases, the SBA has agreed to sell each facility to the University for one dollar. The cost and accumulated depreciation for these facilities is included in the accompanying Statements of Net Position.

The University broke ground on the Engineering Center in 2012, and will utilize \$30.0 million in State capital appropriations to support construction of the new facility. The University is expected to obtain occupancy permits and begin use of the facility beginning in the Fall Semester of 2014.

9. Cash Surrender Value of Life Insurance Policies

Included in other assets are the cash surrender value of life insurance policies in the amount of \$966,460 and \$994,230 for 2013 and 2012, respectively. The face value of these life insurance policies totaled \$5,948,072 in 2013 and \$6,148,572 in 2012.

Subsequent to June 30, 2013, the University realized \$2.0 million of life insurance proceeds. The proceeds were related to a policy that had a \$403,000 cash surrender value and \$2.0 million face value at June 30, 2013.

Oakland University
Notes to Financial Statements
June 30, 2013 and 2012

10. Long-Term Liabilities

Long-term liabilities consist of the following as of June 30, 2013 and 2012:

	<u>Balance June 30, 2012</u>	<u>Additions/ Transfers</u>	<u>Reductions</u>	<u>Balance June 30, 2013</u>	<u>Current Portion</u>
Note and installment purchase agreements payable	\$ 15,257,542	\$ 681,779	\$ 837,314	\$ 15,102,007	\$ 888,278
General revenue bonds:					
Series 2013A bonds	-	57,860,000	-	57,860,000	-
Unamortized premium	-	7,141,047	13,930	7,127,117	459,812
Series 2013B bonds	-	23,290,000	-	23,290,000	390,000
Series 2012 bonds	-	44,155,000	-	44,155,000	-
Unamortized premium	-	4,970,795	251,990	4,718,805	302,151
Series 2009 bonds	32,260,000	-	715,000	31,545,000	730,000
Series 2008 bonds	52,010,000	-	1,335,000	50,675,000	1,380,000
Series 2004 bonds	24,590,000	-	23,270,000	1,320,000	1,320,000
Unamortized premium	683,790	-	683,790	-	-
Series 1998 variable rate Demand bonds	4,600,000	-	-	4,600,000	-
Total, note, installment agreement and bonds payable	<u>129,401,332</u>	<u>138,098,621</u>	<u>27,107,024</u>	<u>240,392,929</u>	<u>5,470,241</u>
Other liabilities:					
Compensated absences	4,595,862	322,504	-	4,918,366	333,857
Early retirement plan	1,617,002	-	732,250	884,752	729,074
Annuities payable and other	465,759	-	75,114	390,645	55,090
Federal portion of Perkins loan program	1,679,962	-	70,745	1,609,217	-
Total other liabilities	<u>8,358,585</u>	<u>322,504</u>	<u>878,109</u>	<u>7,802,980</u>	<u>1,118,021</u>
Total long-term liabilities	<u>\$ 137,759,917</u>	<u>\$ 138,421,125</u>	<u>\$ 27,985,133</u>	<u>\$ 248,195,909</u>	<u>\$ 6,588,262</u>
Total long-term liabilities	\$ 137,759,917			\$ 248,195,909	
Current portion	5,238,360			6,588,262	
Noncurrent portion	<u>\$ 132,521,557</u>			<u>\$ 241,607,647</u>	
	<u>Balance June 30, 2011</u>	<u>Additions/ Transfers</u>	<u>Reductions</u>	<u>Balance June 30, 2012</u>	<u>Current Portion</u>
Note and installment purchase agreements payable	\$ 15,968,080	\$ -	\$ 710,538	\$ 15,257,542	\$ 737,903
General revenue bonds:					
Series 2009 bonds	32,960,000	-	700,000	32,260,000	715,000
Series 2008 bonds	53,280,000	-	1,270,000	52,010,000	1,335,000
Series 2004 bonds	25,785,000	-	1,195,000	24,590,000	1,255,000
Unamortized premium	782,684	-	98,894	683,790	96,306
Series 1998 variable rate Demand bonds	4,600,000	-	-	4,600,000	-
Total, note, installment agreement and bonds payable	<u>133,375,764</u>	<u>-</u>	<u>3,974,432</u>	<u>129,401,332</u>	<u>4,139,209</u>
Other liabilities:					
Compensated absences	4,318,537	277,325	-	4,595,862	307,449
Early retirement plan	2,207,892	-	590,890	1,617,002	730,170
Annuities payable and other	423,266	42,493	-	465,759	61,532
Federal portion of Perkins loan program	1,734,512	-	54,550	1,679,962	-
Total other liabilities	<u>8,684,207</u>	<u>319,818</u>	<u>645,440</u>	<u>8,358,585</u>	<u>1,099,151</u>
Total long-term liabilities	<u>\$ 142,059,971</u>	<u>\$ 319,818</u>	<u>\$ 4,619,872</u>	<u>\$ 137,759,917</u>	<u>\$ 5,238,360</u>
Total long-term liabilities	\$ 142,059,971			\$ 137,759,917	
Current portion	4,535,164			5,238,360	
Noncurrent portion	<u>\$ 137,524,807</u>			<u>\$ 132,521,557</u>	

Oakland University
Notes to Financial Statements
June 30, 2013 and 2012

10. Long-Term Liabilities (continued)

Note and Installment Purchase Agreements Payable

In November 2012, the University entered into a lease-purchase agreement in the principal amount of \$169,771 to purchase golf equipment. The lease has a fixed interest rate of 1.98% per annum and requires 48 monthly payments of \$3,679.

In July 2012, the University entered into a lease-purchase agreement in the principal amount of \$512,008 to purchase golf carts. The lease has a fixed interest rate of 1.98% per annum and requires 60 monthly payments of \$7,353 and balloon payment of \$102,401 due October 2017.

In December 2005, the University entered into a general revenue note payable over 264 months in the amount of \$18,253,776 at a fixed rate of interest of 3.785% to finance Phase II of its Energy Service Agreement projects.

Required annual payments for the notes payable and the installment purchase agreements for the fiscal years ending June 30 are as follows:

	<u>Principal</u>	<u>Interest</u>	<u>Total</u>
2014	\$ 888,278	\$ 546,792	\$ 1,435,070
2015	920,229	514,842	1,435,071
2016	953,364	481,706	1,435,070
2017	965,564	447,432	1,412,996
2018	993,271	411,818	1,405,089
2019-2023	4,999,043	1,514,394	6,513,437
2024-2028	5,382,258	479,835	5,862,093
Total	<u>\$ 15,102,007</u>	<u>\$ 4,396,819</u>	<u>\$ 19,498,826</u>

General Revenue Bonds Payable

In June 2013, the University issued \$57,860,000 general revenue bonds (2013A Bonds), with an average coupon rate of 4.98% and a net original issue premium of \$7,141,047. The proceeds will be utilized to fund the construction of a new student housing complex; a facilities management building; a 1,240 space parking structure; road improvements; and an athletic and recreation complex. The 2013A Bonds were issued with a final maturity of March 1, 2043. The pricing resulted in a 4.03% true interest cost.

In June 2013, the University issued \$23,290,000 of federally taxable general revenue refunding bonds (2013B Bonds), with an average coupon interest rate of 2.99%. The proceeds will be utilized to refund the Series 2004 general revenue refunding bonds (2004 Bonds) maturing in the years 2015 through 2026. The aggregate principal of the refunded portion of the 2004 Bonds totals \$22,015,000 with a call date of May 15, 2014 and an average coupon interest rate of 5.12%. The advance refunding of the 2004 Bonds resulted in a deferral on early extinguishment of \$1,134,224 that will be amortized over the term of the 2013B refunding bonds. As a result of the refunding, the University will reduce its aggregate debt service payments over the remaining 13-year period by approximately \$2,466,000. The refunding will result in an economic gain of \$2,051,000. A trust account has been established for the defeasement of the refunded portion of the 2004 Bonds. The assets and liabilities of the trust account are not recorded as assets or liabilities in the financial statements of the University.

Oakland University
Notes to Financial Statements
June 30, 2013 and 2012

10. Long-Term Liabilities (continued)

In August 2012, the University issued \$44,155,000 of general revenue bonds (2012 Bonds), with an average coupon interest rate of 4.96% and a net original issue premium of \$4,970,795. The proceeds were utilized to fund a portion of the Engineering Center. The 2012 Bonds were issued with a final maturity of March 1, 2042. The pricing resulted in a 4.08% true interest cost.

In December 2009, the University issued \$33,650,000 general revenue bonds (2009 Bonds) (Taxable – Build America Bonds) to fund a portion of the Human Health Building and several infrastructure projects. The 2009 Bonds were issued in fixed rate mode and include an election by the University to receive payments from the Federal Government under the Build America Bond program created under the American Recovery and Reinvestment Act of 2009. The 2009 Bonds were issued with a final maturity of March 1, 2039. The pricing resulted in a 4.43% true interest cost after adjusting for the Federal interest subsidy.

In June 2008, the University issued \$53,280,000 general revenue refunding bonds (2008 Bonds) to refund the 2001 general revenue bonds. The 2008 Bonds are variable-rate demand obligations with a maturity date of March 1, 2031. In conjunction with this issue, the University terminated the related 2001 Swap at a termination value of \$4,860,000 paid to the counterparty and reissued a new 2008 Swap synthetically fixing the rate on the full amount of the issue to 3.37%. The 2001 Swap termination cost has been deferred and will be amortized over the term of the refunding bonds and is recorded as a deferred outflow. These bonds will mature on March 1, 2031. The aggregate amount of outstanding principal on the 2001 Bonds which has been defeased was \$48,000,000 as of June 30, 2008.

In September 2004, the University issued \$31,770,000 of general revenue refunding bonds (2004 Bonds), with an average coupon interest rate of 5.01% and a net original issue premium of \$1,967,000. The proceeds were utilized to refund the Series 1995 general revenue bonds maturing in the years 2007 through 2026 totaling \$31,320,000 with an average coupon interest rate of 5.74%. The related loss on early extinguishment of debt of \$2,147,000 has been deferred and will be amortized over the term of the 2004 Bonds. As a result of the refunding, the University will reduce its aggregate debt service payments over the subsequent 21 years by approximately \$3,929,000. The refunding results in an economic gain of \$2,592,000. In June 2013, the University issued federally taxable general revenue bonds (2013B Bonds) to refund \$22,015,000 of the 2004 Bonds. The remaining principal balance of \$1,320,000 is payable in fiscal year 2014.

In September 1998, on behalf of the Oakland University Foundation (Foundation), the Economic Development Corporation of the County of Oakland issued limited-obligation revenue variable-rate demand bonds in the amount of \$4,600,000 to finance the R&S Sharf golf course project. These bonds bear interest at a variable or fixed rate, as determined from time to time in accordance with the indenture (the variable rates at June 30, 2013 and 2012 were 0.15% and 0.19%, respectively; the maximum variable rate is 12%). The bonds mature on September 1, 2023 subject to optional early redemption. Within this bond offering, the Foundation executed a Loan Agreement, which obligated it to make all payments in connection with this bond financing including interest, principal, remarketing fees, and letter of credit fees. On February 1, 2006, the University Board of Trustees and the Foundation Board of Directors agreed to transfer Foundation assets and liabilities to the University. As a result, this Foundation loan was transferred to the University in the amount of \$4,600,000.

Oakland University
Notes to Financial Statements
June 30, 2013 and 2012

10. Long-Term Liabilities (continued)

The following table summarizes debt service requirements for the outstanding bonds payable as of June 30, 2013:

	<u>Principal</u>	<u>Interest</u>	<u>Hedging Derivative, Net</u>	<u>Total</u>
2014	\$ 3,820,000	\$ 6,870,707	\$ 1,620,438	\$ 12,311,145
2015	4,715,000	7,694,869	1,575,260	13,985,129
2016	5,870,000	7,627,921	1,528,146	15,026,067
2017	6,045,000	7,503,304	1,479,042	15,027,346
2018	6,245,000	7,345,468	1,427,840	15,018,308
2019-2023	34,820,000	33,917,664	6,294,587	75,032,251
2024-2028	47,650,000	27,616,015	4,510,218	79,776,233
2029-2033	42,630,000	20,955,848	936,583	64,522,431
2034-2038	32,365,000	13,114,568	-	45,479,568
2039-2042	29,285,000	4,089,820	-	33,374,820
	<u>213,445,000</u>	<u>\$136,736,184</u>	<u>\$ 19,372,114</u>	<u>\$369,553,298</u>
Unamortized premium	11,845,922			
	<u>\$225,290,922</u>			

Other Liabilities

Accrued compensated absences include accrued vacation and sick pay for University employees.

The Early Retirement Incentive Plan is a 2011 cost-containment initiative that provides an incentive for qualifying employees to retire from the University. The benefits are paid monthly to 36 participants' 403(b) accounts over a five-year period which began in 2012. Remaining benefit payments and fees totaling \$0.9 million as of June 30, 2013 will be funded through 2014. The University has resources designated for this purpose.

Charitable gift annuities are arrangements in which donors contribute assets to the University in exchange for a promise by the University to pay a fixed amount for a specified period of time (typically for the life of the donor or other beneficiary). Annuities payable are established based on the present value of the estimated annuity payouts over the life expectancy of the donor or other beneficiary.

11. Deferred Outflows and Inflows of Resources

Deferred Outflows

Effective in the fiscal year ended June 30, 2013, the University adopted GASB Statement No. 63, *Financial Reporting of Deferred Outflows of Resources, Deferred Inflows of Resources, and Net Position* and GASB Statement No. 65, *Items Previously Reported as Assets and Liabilities*. The University recorded deferred outflows of \$12,762,771 at June 30, 2013, which includes \$5,281,194 from an early extinguishment of general revenue bonds, Series 2013B and 2008 and a deferral of swap termination costs for the 2001 bonds; and \$7,481,577 estimated negative fair value of the 2008 Swap. At June 30, 2012, the University recorded deferred outflows of \$16,830,234, which includes \$5,131,161 from an early extinguishment of general revenue bonds, Series 2008 and 2004; and \$11,699,073 estimated negative fair value of the 2008 Swap.

Oakland University
Notes to Financial Statements
June 30, 2013 and 2012

11. Deferred Outflows and Inflows of Resources (continued)

Deferred Outflows (continued)

The University follows the provisions of GASB No. 53, *Accounting and Financial Reporting for Derivative Instruments*. The derivatives are valued using an independent pricing service. The following provides a description of each swap agreement.

Hedging Derivative Instrument:

2008 Interest Rate Swap Agreement

In connection with the 2008 Bonds, the University entered into an interest rate hedging swap agreement (2008 Swap) with Dexia Credit Local, New York Branch in an initial notional amount of \$53,280,000 effective June 13, 2008, the purpose of which is to synthetically fix interest rates on the 2008 Bonds. The agreement swaps the University's variable rate for a fixed rate of 3.37% and is based on 67% of U.S. Dollar LIBOR. The notional amount declines over time and terminates March 1, 2031. The Notional Amount at June 30, 2013 was \$50,675,000. Under the 2008 Swap agreement, the University pays a synthetic fixed rate of 3.37%. No amounts were paid or received when the 2008 Swap was initiated.

The University is currently making payments under the 2008 Swap agreement. The estimated fair value of the 2008 Swap at June 30, 2013 and 2012 was (\$7,481,577) and (\$11,699,073), respectively. These fair values are reflected in the deferred outflows of resources section of the Statements of Net Position. The fair value represents the estimated amount that the University would pay to terminate the 2008 Swap (termination risk), taking into account current interest rates and creditworthiness of the underlying counterparty. In accordance with GASB No. 53, *Accounting and Financial Reporting for Derivative Instruments*, the 2008 Swap is treated as an Effective Hedging Derivative Instrument.

The University is exposed to credit risk, which is the risk that the counterparty will not fulfill its obligations. The 2008 Swap includes collateral requirements intended to mitigate credit risk. At June 30, 2013, there is no collateral posting requirement by either the counterparty or the University. Collateral posting by the University may be required under the agreement when the fair value exceeds (\$5,000,000) at the University's current credit rating of A1 or zero should the University default. At June 30, 2013, the counterparty's credit rating from Moody's Investors Service was Baa2.

Additionally, the 2008 Swap exposes the University to basis risk, which is the risk that arises when variable interest rates on a derivative and an associated bond or other interest-paying financial instruments are based on different indexes. The University is also exposed to interest rate risk which is the risk that as the swap index decreases, the University's net payment on the 2008 Swap increases.

The 2008 Swap is based on an International Swaps and Derivatives Association, Inc. Master Agreement, which includes standard termination events such as failure to pay and bankruptcy, or termination risk. In addition, the Master Agreement includes additional termination events. If the 2008 Swap is terminated, the 2008 Bonds will no longer carry a synthetic interest rate, and the University may be required to pay an amount equal to the fair value if it is negative.

Oakland University
Notes to Financial Statements
June 30, 2013 and 2012

11. Deferred Outflows and Inflows of Resources (continued)

Deferred Inflows

Investment Derivative Instrument:

2007 Constant Maturity Swap Agreement

In June 2007, the University executed a Constant Maturity Swap (CMS) in an initial notional amount of \$34,370,000 effective October 1, 2007, the purpose of which is to reduce interest rates. Under the CMS, the University pays the counterparty the SIFMA Municipal Swap Index and receives 90.39% of the ten-year SIFMA Swap Rate until March 1, 2031. No amounts were paid or received when the CMS was initiated.

The estimated fair value of the CMS at June 30, 2013 and 2012 was \$3,167,142 and \$3,010,020, respectively. These fair values are included as a reduction of the deferred inflows of resources section in the Statements of Net Position with the change in fair value of \$157,122 and (\$462,348) for fiscal years ended June 30, 2013 and 2012, respectively, included in Investment income in the Statements of Revenues, Expenses, and Changes in Net Position. The fair value represents the estimated amount that the University would receive to terminate the CMS, taking into account current interest rates and creditworthiness of the underlying counterparty.

The University is exposed to credit risk, which is the risk that the counterparty will not fulfill its obligations. At June 30, 2013, the counterparty's credit rating from Moody's Investors Service was Aa3. The CMS includes collateral requirements intended to mitigate credit risk. At June 30, 2013, there is no collateral posting requirement by either the counterparty or the University. Under this agreement, the University is exposed to an interest rate risk which arises when short-term rates exceed the ten-year rates.

In addition, since the rates received and paid by the University are variable rates, the University is exposed to basis risk, which is the risk that arises when variable interest rates are based on different indexes.

The CMS is based on an International Swaps and Derivatives Association, Inc. Master Agreement, which includes standard termination events such as failure to pay and bankruptcy, or termination risk. In addition, the Master Agreement includes additional termination events. If the CMS is terminated, the University may be required to pay an amount equal to the fair value if it is negative. In addition, termination of the CMS would result in the University losing the benefit it is currently receiving related to the CMS payments.

Oakland University
Notes to Financial Statements
June 30, 2013 and 2012

12. Postemployment Benefits Other than Pensions

Plan Description

In addition to the employee benefits discussed in Note 13, the University provides postemployment healthcare benefits to eligible University retirees and their spouses as part of a single-employer defined benefit plan. The plan is administered by the University. Substantially all University employees may become eligible for coverage if they meet retirement eligibility requirements. The net periodic costs are expensed as employees render the services necessary to earn the postemployment benefits. In general, retirees at least 62 years of age with 15 years of service who were hired before July 1, 2005, depending on the employee group, are eligible for medical benefits in accordance with various labor agreements or within the provisions of University policy. Employees with 25 years of service are eligible for retirement at any age. Except for certain prior retirees, the University shares the cost of coverage with retirees, charging the retirees a contribution equal to the excess of the prevailing premium cost of coverage over a stipulated University subsidy amount. Postemployment healthcare benefits are currently provided to 305 retirees and spouses. Certain employees hired after July 1, 2005, depending on the employee group, may be eligible for participation in the University's post employment health care benefits as "access only" for retirees and spouses, at retiree rates, paid in full by the retiree.

Funding Policy

The contribution requirements of plan members and the University are established in accordance with various labor agreements or within the provisions of University policy. The required contribution is based on projected pay-as-you-go financing requirements. For the year ended June 30, 2013, the University and plan members receiving benefits contributed \$1,752,591 and \$968,629, respectively, to the plan. Approximately 64% of total premiums were paid by the University with the remaining 36% paid by plan members. Required contributions for plan members ranged from no cost to \$956 per month for retiree-only coverage, and from no cost to \$2,295 per month for retiree and spouse coverage.

For the year ended June 30, 2012, the University and plan members receiving benefits contributed \$1,532,758 and \$941,046, respectively, to the plan. Approximately 62% of total premiums were paid by the University with the remaining 38% paid by plan members. Required contributions for plan members ranged from no cost to \$845 per month for retiree-only coverage, and from no cost to \$2,028 per month for retiree and spouse coverage.

Annual OPEB Cost and Net OPEB Obligation

The University's annual other postemployment benefit (OPEB) cost is calculated based on the annual required contribution of the employer (ARC), an amount actuarially determined in accordance with the parameters of GASB Statement No. 45, *Accounting and Financial Reporting by Employers for Postemployment Benefits Other Than Pensions*. The ARC represents a level of funding that, if paid on an ongoing basis, is projected to cover the normal cost each year and amortize any unfunded actuarial liabilities (or funding excess) over a period not to exceed 30 years.

The components of the University's annual OPEB cost for the year, the amount actually contributed to the plan, and changes in the University's net OPEB obligation are summarized below for the years ended June 30, 2013 and 2012. The amounts are based on the June 30, 2012 actuarial valuation.

Oakland University
Notes to Financial Statements
June 30, 2013 and 2012

12. Postemployment Benefits Other than Pensions (continued)

	2013	2012
Annual Required Contribution (ARC)	\$ 3,622,087	\$ 3,373,403
Interest on net OPEB obligation	488,010	355,806
Adjustment to ARC	(717,295)	(522,976)
Annual OPEB cost (expense)	3,392,802	3,206,233
Contributions made	(1,752,591)	(1,532,758)
Increase in net OPEB obligation	1,640,211	1,673,475
Net OPEB obligation – beginning of year	6,177,345	4,503,870
Net OPEB obligation – end of year	\$ 7,817,556	\$ 6,177,345

The University's annual OPEB cost, the percentage of annual OPEB cost contributed to the plan, and the net OPEB obligation for 2013 and the two preceding years were as follows:

Year Ended June 30	Annual OPEB Cost	Percentage of Annual OPEB Cost Contributed	Net OPEB Obligation
2013	\$ 3,392,802	51.7%	\$ 7,817,556
2012	\$ 3,206,233	47.8%	\$ 6,177,345
2011	\$ 2,296,372	66.3%	\$ 4,503,870

Funded Status and Funding Progress

Other postemployment health care benefits are not advance-funded on an actuarially determined basis but are financed on a pay-as-you-go basis. The University has decided that future benefits will not be prefunded; however, the University has designated assets to meet future obligations through the creation of a Board-approved, quasi-endowment valued at approximately \$13.2 million, earnings from which will be used to offset annual postemployment contributions. The University's contribution to the plan for the year ended June 30, 2013 and the two preceding years were \$1,752,591, \$1,532,758, and \$1,521,614, respectively. The funded status of the plan as of the most recent actuarial valuation date is as follows:

Schedule of Funding Progress Oakland University Retired Employees Healthcare Plan						
Actuarial Valuation Date	Actuarial Value of Assets	Actuarial Accrued Liability (AAL)	Unfunded AAL (UAAL)	Funded Ratio	Covered Payroll	UAAL as a Percentage of Covered Payroll
6/30/2013	\$ -	\$ 30,291,980	\$ 30,291,980	0.00%	\$ 96,189,027	31.5%
6/30/2012	-	\$ 28,874,260	\$ 28,874,260	0.00%	\$ 89,860,606	32.1%
6/30/2011	-	\$ 22,494,968	\$ 22,494,968	0.00%	\$ 86,226,076	26.1%

Oakland University
Notes to Financial Statements
June 30, 2013 and 2012

12. Postemployment Benefits Other than Pensions (continued)

The information presented in this schedule is intended to approximate the funding progress of the plan based on the use of the Unit Credit Actuarial Cost Method of valuation. The unfunded actuarial accrued liability totaled \$30.3 million as of the June 30, 2012 actuarial valuation date. The unfunded actuarial accrued liability is being amortized over a period of thirty years from the July 1, 2007 valuation date in level dollar payments. Gains and losses are amortized over a period of 15 years from the valuation date.

Actuarial Methods and Assumptions

The actuary chose the Unit Credit Actuarial Cost Method which determines, in a systematic way, the incidence of plan sponsor contributions required to provide plan benefits. It also determines how actuarial gains and losses are recognized in other postemployment benefit costs. These gains and losses result from the difference between the actual experience under the plan and the experience by the actuarial assumptions. Actuarial valuations involve estimates of the value of reported amounts and assumptions about the probability of events far into the future. Actuarially determined results are subject to continual revision as actual results are compared to expectations and new estimates are made in the future.

Actuarial assumptions included a discount rate of 7.9%, various mortality, turnover and healthcare cost trend rates, an assumption that 80% of subsidized current employees and 50% of access only current employees eligible for medical coverage will elect medical coverage, and an assumption that 70% of future retirees that take coverage elect family coverage. The University will review its assumptions on a bi-annual basis and make modifications to the assumptions based on current rates and trends when it is appropriate to do so. The University believes that the assumptions utilized in recording its obligations for the plan are reasonable based on its experience.

Projections of benefits for financial reporting purposes are based on the substantive plan (the plan as understood by the employer and plan members) and include the types of benefits provided at the time of valuation and the historical pattern of sharing benefit costs between the employer and plan members to that point.

13. Employee Benefits

The University has contributory, defined-contribution retirement plans for all qualified employees. The plans consist of employee-owned retirement contracts funded on a current basis by employer contributions. Participants may elect to contribute additional amounts to the plan within specified limits. The plans are primarily administered by Teachers Insurance and Annuity Association – College Retirement Equities Fund (TIAA-CREF) and Fidelity Investments. Contributions by the University for the years ended June 30, 2013 and 2012 were \$13,816,887 and \$13,134,193, respectively.

The University also maintains a noncontributory, defined-benefit retirement plan, which is not open to new participants. The plan is administered by TIAA-CREF. At January 1, 2013, the date of the most recent actuarial valuation, the present value of benefits accrued under the plan was fully funded.

Oakland University
Notes to Financial Statements
June 30, 2013 and 2012

13. Employee Benefits (continued)

The University provides benefits to eligible employees for unused sick days upon retirement and unused vacation days upon termination. This liability is accounted for as part of accrued compensated absences.

The University is self-insured for workers' compensation and unemployment compensation. Liabilities for claims incurred but not reported under these self-insurance programs have been established.

14. Liability and Property Insurance

The University is one of 11 Michigan universities participating in the Michigan Universities Self-Insurance Corporation (M.U.S.I.C.) which provides insurance coverage for errors and omissions liability, commercial general liability, property loss, automobile liability, and automobile physical damage coverage. M.U.S.I.C. provides coverage for claims in excess of agreed-upon deductibles.

Loss coverages, except for the automobile physical damage program, are structured on a three-layer basis with each member retaining a portion of its losses, M.U.S.I.C. covering the second layer, and commercial carriers covering the third. Automobile physical damage coverage is structured on a two-layer basis with no excess coverage from a commercial carrier. Commercial general liability and property coverage are provided on an occurrence basis. Errors and omissions coverage is provided on a claims-made basis.

15. Contingencies and Commitments

In the normal course of its activities, the University is a party in various legal actions. Although some actions have been brought for large amounts, the University has not experienced any significant losses or costs. The University and its legal counsel are of the opinion that the outcome of asserted and unasserted claims outstanding will not have a material effect on the financial statements.

The University is the guarantor on certain faculty residence mortgages. As of June 30, 2013, the amount subject to guarantee by the University was \$1,788,161.

The estimated costs to complete construction projects in progress are \$145.2 million as of June 30, 2013, due in large part to the new Engineering Center of \$59.5 million, the new Student Housing Complex of \$26.7 million, new parking structure for \$22.6 million, and various campus enhancement projects totaling \$36.4 million. The Engineering Center is funded from the State Capital Outlay and proceeds from general revenue bonds. The Student Housing Complex, parking structure, and other campus enhancement projects are funded from proceeds from general revenue bonds and other University resources.

Oakland University
Notes to Financial Statements
June 30, 2013 and 2012

16. Expenditures by Natural Classification

Operating expenses by natural classification for the years ended June 30, 2013 and 2012 are summarized as follows:

	<u>2013</u>	<u>2012</u>
Employee compensation and benefits	\$ 180,244,968	\$ 170,997,576
Supplies and other services	67,866,501	62,680,979
Student aid	13,127,014	13,211,307
Depreciation	13,709,983	12,555,596
Total	<u>\$ 274,948,466</u>	<u>\$ 259,445,458</u>

17. Cash Flow Statement

The table below details the reconciliation of the net operating loss to net cash used by operating activities:

	<u>2013</u>	<u>2012</u>
Operating loss	\$ (71,560,422)	\$ (65,423,589)
Adjustments to reconcile net operating loss to net cash used by operating activities		
Depreciation expense	13,709,983	12,555,596
Changes in assets and liabilities:		
Accounts receivable, net	1,455,589	(1,383,558)
Inventories	378,031	(217,902)
Deposits and prepaid expense	(433,314)	24,905
Student loans receivable	(46,950)	79,290
Accounts payable and accrued expenses	1,971,837	2,777,633
Accrued payroll	(601,250)	(160,800)
Compensated absences	(409,747)	(313,565)
Unearned revenue and student fees	1,378,088	137,964
Deposits	171,972	74,081
Federal portion of student loan program	(70,745)	(54,550)
Other postemployment benefits	1,640,211	1,673,475
Net cash used by operating activities	<u>\$ (52,416,717)</u>	<u>\$ (50,231,020)</u>

18. Related-Party Transactions

The Oakland University Foundation is a related party of the University.

Foundation net assets as of June 30, 2013 were as follows:

Assets	<u>\$ 177,014</u>
Net assets	<u>\$ 177,014</u>

The assets remaining are endowment funds. The June 30, 2013 University financial statements do not include the Foundation's assets or activity.

DRAFT

Audit Committee of the
Board of Trustees

Oakland University

October 7, 2013

Oakland University

Audit Committee of the
Board of Trustees Meeting Agenda

October 7, 2013

- ◆ Introduction of Audit Team
 - AHP Representatives
 - Randy Morse – Partner
 - Roger Hitchcock – Partner
 - Jill Catterfeld – Manager

- ◆ Financial Highlights

- ◆ Audit Committee of the Board of Trustees Letter
 - Services Provided and Reports Issued or in Process
 - Results of 2013 Audit and Review of Significant Accounting Matters
 - The Auditor’s Communication with Those Charged with Governance
 - Representation Letter

- ◆ Other Questions or Comments

October 7, 2013

Audit Committee of the Board of Trustees
Oakland University
Rochester, Michigan

We are pleased to submit this report which summarizes the results of our audit of Oakland University (University) and other matters which we believe would be of interest to you.

Services Provided and Reports Issued or in Process

In accordance with our engagement letter, AHP provided the following services:

Audit Services:

- An audit of the financial statements of the University for the year ended June 30, 2013. – Completed.
- An audit in accordance with OMB Circular A-133 and *Government Auditing Standards*. – Completed.

Nonaudit Services:

- An agreed-upon procedures report as required by the NCAA Financial Audit Guidelines to assist the University in complying with NCAA Bylaw 6.2.3.1. – In Process.
- Procedures as required by the State of Michigan related to the inclusion of the University's audited financial statements in the State's comprehensive annual financial report. Additional limited procedures will be required by the State to be performed later in the year, updating our subsequent events procedures through that date. – In Process.
- Procedures related to the review of the 2013 990T. – In Process.
- Agreed-upon procedures related to the issuance of the General Revenue Bonds, Series 2012 in August 2012. – Completed.
- Agreed-upon procedures related to the issuance of the General Revenue Bonds, Series 2013A and General Revenue Refunding Bonds, Series 2013B in May 2013. – Completed.
- Various consultations with the University. – Ongoing.

We have reviewed the services provided and confirm that we are independent of Oakland University and its related parties.

Results of 2013 Audit and Review of Significant Matters

The audit was conducted in accordance with auditing standards generally accepted in the United States of America and *Government Auditing Standards* and included such tests of the accounting records and such other auditing procedures as we considered necessary for the purpose of expressing an opinion on the financial statements.

The following summarizes various matters of interest noted during our audit:

Adoption of GASB No. 63 and 65

During the year, the University adopted GASB No. 63, *Financial Reporting of Deferred Outflows of Resources, Deferred Inflows of Resources, and Net Position*. In accordance with the provisions of the standard, the University has modified the presentation of the Statements of Net Position at June 30, 2013 and 2012. The provisions of this statement required the University to reclassify the deferred outflow of resources related to the estimated negative fair value of the 2008 Swap from a component of noncurrent assets to a deferred outflow of resources; and reclassify the derivative instrument liability from a component of noncurrent liabilities to a deferred inflow of resources on the Statements of Net Position.

The University also adopted GASB No. 65, *Items Previously Reported as Assets and Liabilities*. This statement establishes accounting and financial reporting standards that reclassify, as deferred outflows of resources or deferred inflows of resources, certain items that were previously reported as assets and liabilities, and recognizes, as outflows of resources (expenses) or inflows of resources (revenue), certain items that were previously reported as assets and liabilities. The provisions of this statement required the University to expense certain bond issuance costs as incurred. Due to this adoption of change in accounting principle, the University decreased net position as of June 30, 2011 in the amount of \$849,160 related to outstanding bond issuance costs and adjusted the fiscal year 2012 operating activity. Additionally, in accordance with the provisions of the statement, the University reclassified the deferred extinguishment of general revenue bonds and Swap termination cost for the 2001 bonds from a reduction of the general revenue bonds liability to deferred outflows of resources on the Statements of Net Position.

OMB Circular A-133 Auditing Finding and Management Letter Comment

The University had an audit finding for fiscal year 2013, which is included as finding 2013-1 within the OMB Circular A-133 report. The University also had a management letter comment. These items were previously communicated to the Audit Committee by the University's Internal Audit Department in a report dated June 17, 2013. Both matters were related to grant compliance and were considered isolated incidents. Each has been discussed with management and they believe these issues have been corrected and procedures have been put in place to prevent future matters of this nature.

Oakland University William Beaumont School of Medicine Gift

During the 2008/2009 fiscal year, a pledge was received for \$20.0 million from an anonymous donor for the new Oakland University William Beaumont School of Medicine. Since the initial pledge, \$10.0 million of payments have been made toward this pledge (\$2.0 million during each of the last five years). The discounted value of the pledge receivable approximated \$8.8 million at June 30, 2013.

Allowance for Doubtful Accounts

We performed a detailed analysis of the allowance for doubtful accounts related to accounts receivable, student loan receivables, and pledges receivable. The University determined these allowances were adequate. Based on our testing and review of assumptions made by management, we believe the allowance for doubtful accounts is appropriate at June 30, 2013.

Capital Appropriations

During the year, the University recorded approximately \$10.1 million in capital appropriations revenue from the State Building Authority (SBA) related to the construction of the Human Health Building and Engineering Center. Capital appropriations are paid to the University on a cost reimbursement basis. During fiscal year 2013 and 2012, the University received from the SBA all of the \$40.0 million in capital appropriations for the Human Health Building.

Capital Improvement Projects

Construction in progress at June 30, 2013 was approximately \$50.7 million, of which approximately \$16.8 million was related to the Engineering Center; approximately \$6.3 million was related to the HHS Lab renovations; approximately \$12.4 million was related to the replacement of the curtain wall systems, voice over I.P., and the network room for O'Dowd Hall, and to replace a water line; and approximately \$3.2 million was related to the new student housing complex. The remaining \$12.0 million was related to several smaller projects throughout the University

As of June 30, 2013, it is estimated that the University has approximately \$145.2 million of costs to complete projects, due in large part to the new Engineering Center costs to complete of \$59.5 million; student housing complex costs to complete of \$26.7 million; and the new parking structure costs to complete of \$22.6 million.

We have audited significant transactions related to construction in process and believe that such activity is appropriately recorded and disclosed in the financial statements.

Derivative Instruments

The University has two interest-rate swap agreements, the purpose of which is to reduce overall interest costs over the long term. The Constant Maturity Swap (CMS) is deemed to be an investment; therefore, the change in value of the CMS is recorded in the Statements of Revenues,

Expenses and Changes in Net Position. The second interest-rate swap is a hedging instrument in connection with the 2008 bonds. The fair value and the increase in fair value of this interest-rate swap are recorded in the Statements of Net Position as deferred outflows and inflows of resources.

At June 30, 2013, the CMS had a fair value of approximately \$3.2 million and the hedging swap had a fair value of approximately (\$7.5) million. These amounts would not be recognized unless the Swaps were terminated.

Postemployment Health Benefits

The University offers postemployment health benefits to eligible retirees and spouses. The University is required to record a liability for the actuarially determined benefit obligation. For June 30, 2013, the University recorded an expense of approximately \$3.4 million and made payments of approximately \$1.8 million. The benefit obligation increased by approximately \$1.6 million during the year to approximately \$7.8 million. The total unfunded actuarial accrued liability at June 30, 2013 approximated \$30.3 million.

University Net Position

The net position of the University increased approximately \$27.0 million or 6.9%. This increase is related primarily to \$14.7 million in investment income; \$4.9 million in nonoperating gifts; and \$7.7 million in capital grants and gifts. Included in total net position is approximately \$147.9 million of unrestricted net position which has been internally designated by the Board and management for various uses as outlined in the Management's Discussion and Analysis on page 8. The unrestricted and undesignated portion of unrestricted net position decreased slightly. Also, as a percent of total net position, unrestricted net position decreased by approximately 2% from 2012 to 2013.

Internal Audit Reports

As part of our audit procedures, we reviewed all applicable internal audit reports and matters in progress. These reports and matters have been previously reported to the Board of Trustees by management.

Adopted Audit Standards

The University also adopted the following accounting standard that did not have a material impact on the financial statements.

GASB Statement No. 60, *Accounting and Financial Reporting for Service Concession Arrangements*.

Recently Issued Accounting and Audit Standards

The following GASB guidance will be applicable to the University for audit periods subsequent to June 30, 2013. These Statements are not expected to have a material impact on the University. Other Statements were issued but would not be applicable to the University.

GASB Statement No. 66, *Technical Corrections – 2012 – an amendment of GASB Statement No. 10 and No. 62*, Applicable June 30, 2014 Year End.

GASB Statement No. 68, *Accounting and Financial Reporting for Pensions – an amendment of GASB Statement No. 27*, Applicable June 30, 2015 Year End.

GASB Statement No. 70, *Accounting and Financial Reporting for Nonexchange Financial Guarantees*, Applicable June 30, 2014 Year End.

The Auditor's Communications with Those Charged with Governance

This section discusses our responsibilities under the Statement on Auditing Standards (SAS) No. 122, Section 260, *Communication with Those Charged with Governance*. The following excerpts from SAS No. 122 describe the specific matters required to be communicated to you and our responses thereto:

Our Responsibility under U.S. Generally Accepted Auditing Standards

The auditors' standard report emphasizes that an audit conducted in accordance with auditing standards generally accepted in the United States of America and *Governmental Auditing Standards* is designed to provide reasonable, but not absolute, assurance that the financial statements are free of material misstatement and in conformity with accounting principles generally accepted in the United States of America (U.S. GAAP). Our report dated September 23, 2013 follows this format. Because of the concept of reasonable assurance, and because we did not perform a detailed examination of all transactions, there is a risk that material errors, irregularities, or illegal acts, including fraud and defalcations, may exist and not be detected by us.

Our responsibility, as described by our professional standards, is to express an opinion about whether the financial statements prepared by management with your oversight are fairly presented, in all material respects, in conformity with U.S. GAAP. Our audit does not relieve you or management of your responsibilities.

As part of the audit, we considered the internal control of the University. Such considerations were solely for the purpose of determining our audit procedures and not to provide any assurance concerning internal control.

Planned Scope and Timing of the Audit

We performed the audit according to the planned scope and timing previously communicated to you in our scope letter dated January 29, 2013. No matters came to our attention during our audit that resulted in a change to our timing or scope of our procedures.

Qualitative Aspects of Accounting Practices

Management is responsible for the selection and use of appropriate accounting policies. In accordance with the terms of our engagement letter, we will advise management about the appropriateness of accounting policies and their application. The significant accounting policies used by the University are described in Note 1 to the financial statements. As noted above and described in Note 1 to the financial statements, the University had a change in accounting policy related to the adoption of GASB No. 63 and 65. Accordingly, the cumulative effect of the accounting change as of July 1, 2011 is reflected in the Statements of Net Position. We noted no transactions entered into by the University during the year for which there is a lack of authoritative guidance or consensus. There are no significant transactions that have been recognized in the financial statements in a different period than when the transaction occurred.

Accounting estimates are an integral part of the financial statements prepared by management and are based on management's knowledge and experience about past and current events and assumptions about future events. Certain accounting estimates are particularly sensitive because of their significance to the financial statements and because of the possibility that future events affecting them may differ significantly from those expected. The most sensitive estimates affecting the financial statements were:

- Allowance for doubtful accounts
- Fair market value of investments
- Other postemployment benefits
- Deferred inflows and outflows of resources

For each of the estimates listed above, we evaluated the key factors and assumptions used to develop the estimate in determining that it is reasonable in relation to the financial statements taken as a whole.

The disclosures in the financial statements are neutral, consistent, and clear. Certain financial statement disclosures are particularly sensitive because of their significance to financial statement users. The most sensitive disclosures affecting the financial statements were:

- Significant accounting policies
- Investments and deposits with financial institutions
- Bonds payable and interest rate swaps
- Postemployment benefits other than pensions
- Derivative instruments
- Adoption of GASB No. 63 and 65

Difficulties Encountered in Performing the Audit

We encountered no significant difficulties in dealing with management in performing and completing our audit.

Corrected and Uncorrected Misstatements

Professional standards require us to accumulate all known and likely misstatements identified during the audit, other than those that are trivial, and communicate them to the appropriate level of management. We noted no corrected or uncorrected misstatements during the audit.

Disagreements with Management

For purposes of this letter, professional standards define a disagreement with management as a financial accounting, reporting, or auditing matter, whether or not resolved to our satisfaction, that could be significant to the financial statements or the auditors' report. We are pleased to report that no such disagreements arose during the course of the audit.

Management Representations

We have requested certain representations from management that are included in the management representation letter dated September 23, 2013. A copy is attached for your reference.

Management's Consultations with Other Independent Accountants

In some cases, management may decide to consult with other accountants about auditing and accounting matters, similar to obtaining a "second opinion" on certain situations. If a consultation involves application of an accounting principle to the financial statements or a determination of the type of opinion that may be expressed on those statements, our professional standards require the consulting accountant to check with us to determine that the consultant has all relevant facts. To our knowledge, there were no such consultations with other accountants.

Major Issues Discussed with Management Prior to Retention

We generally discuss a variety of matters, including the application of accounting principles and auditing standards, with management each year prior to retention as auditors. However, these discussions occurred in the normal course of our professional relationship and our responses were not a condition to our retention.

Communication of Fees for Nonaudit Services

As previously described in this letter, we performed certain nonaudit services at the request of management and the Board of Trustees and documented in an engagement letter. Fees for these services did not exceed the amounts noted in the engagement letter.

Management Letter

We considered the University's internal control during the course of the audit, and we remained alert for areas where procedures and controls could be improved. We noted no matters involving the internal control over financial reporting and its operation that we would consider to be

material weaknesses. However, we noted a matter involving the internal control over financial reporting or areas where operations may be improved that we have reported to management of Oakland University in a separate letter dated September 23, 2013. A copy is attached for your reference.

* * *

This report is intended solely for the information and use of the Audit Committee of the Board of Trustees, the Board of Trustees, and management of Oakland University and is not intended to be and should not be used by anyone other than these specified parties.

We will be pleased to respond to any comments or questions you may have concerning this letter, our management letter, or any other aspects of our services to Oakland University.

It has been a pleasure to serve Oakland University during 2013. We would like to express our appreciation for the cooperation and courtesy extended to us by the Audit Committee of the Board of Trustees, the Board of Trustees, and the management and employees of the University and look forward to continuing our association in the future.

Sincerely,



Office of the Vice President
for Finance and Administration
and Treasurer to the Board of Trustees

Rochester, Michigan 48309-4498
(248) 370-2445 Fax: (248) 370-2372

September 23, 2013

Andrews Hooper Pavlik PLC
691 N. Squirrel Rd., Suite 280
Auburn Hills, MI 48326

This representation letter is provided in connection with your audits of the financial statements of Oakland University (University), which comprise the respective financial position as of June 30, 2013 and 2012 and the respective changes in financial position, and cash flows for the years then ended, and the related notes to the financial statements, for the purpose of expressing opinions as to whether the financial statements are presented fairly, in all material respects, with accounting principles generally accepted in the United States of America (U.S. GAAP).

Certain representations in this letter are described as being limited to matters that are material. Items with respect to federal award programs are considered material based on the materiality criteria specified in OMB Circular A-133. Items are considered material if they involve an omission or misstatement of accounting information that, in light of surrounding circumstances, makes it probable that the judgment of a reasonable person relying on the information would be changed or influenced by the omission or misstatement. An omission or misstatement that is monetarily small in amount could be considered material as a result of qualitative factors.

We confirm, to the best of our knowledge and belief, as of September 23, 2013, the following representations made to you during your audit:

Financial Statements

- 1) We have fulfilled our responsibilities, as set out in the terms of the audit engagement letter dated January 29, 2013, including our responsibility for the preparation and fair presentation of the financial statements and for preparation of the supplementary information in accordance with the applicable criteria.
- 2) The financial statements referred to above are fairly presented in conformity with U.S. generally accepted accounting principles and include all financial information of the University and all component units required by generally accepted accounting principles to be included in the financial reporting entity. There are no component units required by accounting principles generally accepted in the United States of America to be included in the financial reporting entity.

- 3) We acknowledge our responsibility for the design, implementation, and maintenance of internal control relevant to the preparation and fair presentation of financial statements that are free from material misstatement, whether due to fraud or error.
- 4) We acknowledge our responsibility for the design and implementation of programs and controls to prevent and detect fraud.
- 5) Significant assumptions we used in making accounting estimates are reasonable.
- 6) Related party relationships and transactions, including revenues, expenditures/expenses, loans, transfers, leasing arrangements, guarantees, and amounts receivable from or payable to related parties have been appropriately accounted for and disclosed in accordance with the requirements of U.S. GAAP.
- 7) We have evaluated and classified any subsequent events as recognized or nonrecognized through the date of this letter. No events, including instances of noncompliance, have occurred subsequent to the balance sheet date and through the date of this letter that would require adjustment to or disclosure in the aforementioned financial statements or in the schedule of findings and questioned costs.
- 8) We are not aware of any pending or threatened litigation, claims, or assessments or unasserted claims or assessments that our lawyer has advised us are probable of assertion and must be disclosed in accordance with generally accepted accounting principles.
- 9) Guarantees, whether written or oral, under which the University is contingently liable, if any, have been properly recorded or disclosed.

Information Provided

- 10) We have provided you with:
 - a) Access to all information, of which we are aware, that is relevant to the preparation and fair presentation of the financial statements, such as records, documentation, and other matters and all audit or relevant monitoring reports, if any, received from funding sources.
 - b) Additional information that you have requested from us for the purpose of the audit.
 - c) Unrestricted access to persons within the entity from whom you determined it necessary to obtain audit evidence.
 - d) Minutes of the meetings of any governing body (board, committee, etc.) or summaries of actions of recent meetings for which minutes have not yet been prepared.
- 11) All material transactions have been recorded in the accounting records and are reflected in the financial statements.
- 12) We have disclosed to you the results of our risk assessment to determine the risk that the financial statements may be materially misstated as a result of fraud.

- 13) There are no material transactions that have not been properly recorded in the accounting records underlying the financial statements or the schedule of expenditures of federal awards.
- 14) Except as disclosed to you, we have no knowledge of any fraud or suspected fraud affecting the entity involving:
 - a) Management;
 - b) Employees who have significant roles in internal control; or
 - c) Others where the fraud could have a material effect on the financial statements.
- 15) Except as disclosed to you, we have no knowledge of any allegations of fraud or suspected fraud affecting the entity's financial statements communicated by employees, former employees, regulators, or others.
- 16) Except as disclosed to you, we have no knowledge of instances of noncompliance or suspected noncompliance with provisions of laws, regulations, contracts, or grant agreements, or abuse, whose effects should be considered when preparing the financial statements.
- 17) We have disclosed to you all known actual or possible litigation claims, and assessments whose effects should be considered when preparing the financial statements.
- 18) We have disclosed to you the identity of the entity's related parties and all the related party relationships and transactions of which we are aware.
- 19) We have evaluated the impact that resulted from adopting GASB Statement No. 63 and 65 as discussed in Note 1 to the financial statements. We have reported and disclosed amounts as deferred inflows or outflows in accordance with the provision of the Standards and have restated prior year net position to reflect this change in accounting principle.

Government-specific

- 20) We have made available to you all financial records and related data and all audit or relevant monitoring reports, if any, received from funding sources.
- 21) There have been no communications from regulatory agencies concerning noncompliance with, or deficiencies in, financial reporting practices.
- 22) We have taken timely and appropriate steps to remedy fraud, violations of laws, regulations, contracts, or grant agreements, or abuse discovered.
- 23) We have a process to track the status of audit findings and recommendations.
- 24) We have provided our views on reported findings, conclusions, recommendations, as well as our planned corrective actions, for the report.

- 25) We have identified to you any previous audits, attestation engagements, and other studies related to the audit objectives and whether related recommendations have been implemented.
- 26) The University has no plans or intentions that may materially affect the carrying value or classification of assets, liabilities, or net assets.
- 27) The following, if any, have been properly recorded or disclosed in the financial statements:
 - a) Guarantees, whether written or oral, under which the University is contingently liable.
 - b) All accounting estimates that could be material to the financial statements, including the key factors and significant assumptions underlying those estimates and measurements. We believe the estimates and measurements are reasonable in the circumstances.
- 28) We are responsible for compliance with the laws, regulations, and provisions of contracts and grant agreements applicable to us, including tax or debt limits and debt contracts; and we have identified and upon your request for such information for a specific federal program, disclosed to you all laws, regulations and provisions of contracts and grant agreements that we believe have a direct and material effect on the determination of financial statement amounts, or other financial data significant to the audit objectives, including legal and contractual provisions for reporting specific activities in separate funds.
- 29) There are no violations or possible violations of budget ordinances, laws and regulations (including those pertaining to adopting, approving, and amending budgets), provisions of contracts and grant agreements, tax or debt limits, and any related debt covenants whose effects should be considered for disclosure in the financial statements, or as a basis for recording a loss contingency, or for reporting on noncompliance.
- 30) There are no:
 - a) Other liabilities or gain or loss contingencies that are required to be accrued or disclosed by generally accepted accounting principles.
 - b) Reservations or designation of fund equity that were not properly authorized and approved.
- 31) The University has satisfactory title to all owned assets, and there are no liens or encumbrances on such assets nor has any asset been pledged as collateral.
- 32) The University has complied with all aspects of contractual agreements that would have a material effect on the financial statements in the event of noncompliance.
- 33) The financial statements include all component units as well as joint ventures with an equity interest, and properly disclose all other joint ventures and other related organizations, if applicable.
- 34) The financial statements properly classify all funds and activities.

- 35) Net position components (net investment in capital assets; restricted; and unrestricted) and fund balance reserves and designations are properly classified and, if applicable, approved.
- 36) Investments, derivative instruments, and land and other real estate held by endowments are properly valued.
- 37) Provisions for uncollectible receivables have been properly identified and recorded.
- 38) Provision, when material, has been made to reduce excess or obsolete inventories to their estimated net realizable value. Physical counts and measurements of inventories were made by competent employees under the supervision of management, and book records were appropriately adjusted after giving recognition to cut-offs for materials received and products shipped/sold.
- 39) Expenses have been appropriately classified in or allocated to functions and programs in the statement of activities, and allocations have been made on a reasonable basis.
- 40) Revenues are appropriately classified in the statement of activities within program revenues, general revenues, contributions to term or permanent endowments, or contributions to permanent fund principal.
- 41) Interfund, internal, and intra-entity activity and balances have been appropriately classified and reported.
- 42) Deposits and investment securities are properly classified as to risk and are properly disclosed.
- 43) Capital assets, including infrastructure and intangible assets, are properly capitalized, reported, and, if applicable, depreciated. Capital assets are evaluated for impairment if a significant or unexpected decline occurs in their service utility. Impairment loss or insurance recoveries have been properly recorded, if applicable.
- 44) Arrangements with financial institutions involving repurchase, reverse repurchase or securities lending agreements, compensating balances, or other arrangements involving restrictions on cash balances and line-of-credit or similar arrangements, have been properly recorded or disclosed in the financial statements.
- 45) The methods and significant assumptions used to determine fair values of financial instruments result in a measure of fair value appropriate for financial statement measurement and disclosure purposes.
- 46) Receivables recorded in the financial statements represent valid claims against debtors for transactions arising on or before the balance sheet date and have been appropriately reduced to their estimated net realizable value.
- 47) Participation in a public entity risk pool have been properly reported and disclosed in the financial statements.
- 48) Amendments to our pension plan or other postretirement benefit plans are not anticipated and the terms of these plans have been properly recorded and fully disclosed in the financial statements.
- 49) We have made you aware of any and all:

- a) Oral transactions.
 - b) Actions allowed by regulatory agencies that are not documented in writing or by legal references.
 - c) GAAP changes/adoption.
 - d) Lawsuits, regulatory actions, etc.
 - e) IRS examinations or other matters.
 - f) Compliance with IRS arbitrage regulations.
 - g) Pension or OPEB payments made after the University's year-end.
 - h) Termination benefits.
 - i) Uses of specialists.
 - j) Compliance with the debt issuer reporting requirements.
 - k) Contributions to employee benefit plans and bonuses not documented in the University's minutes.
 - l) Adjusting journal entries.
- 50) The financial statements and disclosures have been prepared in accordance with the Governmental Accounting Standards Board statements and all applicable statements have been implemented as required.
- 51) Federal advances and the terms of these advances have been properly recorded and disclosed in the financial statements.
- 52) None of the University's investments have permanently declined in value to an amount less than the carrying value in the statement of net assets. Management considers the decline in value of any debt or equity securities to be temporary.
- 53) All funds disbursed from endowed assets have been done so in accordance with the donor's requirements for the use of these funds.
- 54) All deferred compensation agreements have been provided and all deferred compensation accruals have been properly recorded.
- 55) Provision has been made for any material loss that is probable from environmental remediation liabilities, if applicable. We believe that such estimate is reasonable based on available information and that the liabilities and related loss contingencies and the expected outcome of uncertainties have been adequately described in the financial statements.
- 56) We acknowledge our responsibility for the required supplementary information (RSI). The RSI is measured and presented within prescribed guidelines and the methods of measurement and presentation have not changed from those used in the prior period. We have disclosed to you any significant assumptions and interpretations underlying the measurement and presentation of the RSI.
- 57) With respect to the Schedule of Expenditures of Federal Awards (SEFA):

- a) We acknowledge our responsibility for presenting the SEFA in accordance with accounting principles generally accepted in the United States of America, and we believe the SEFA, including its form and content, is fairly presented in accordance with accounting principles generally accepted in the United States of America. The methods of measurement and presentation of the SEFA have not changed from those used in the prior period, and we have disclosed to you any significant assumptions or interpretations underlying the measurement and presentation of the supplementary information.
 - b) If the SEFA is not presented with the audited financial statements, we will make the audited financial statements readily available to the intended users of the supplementary information no later than the date we issue the supplementary information and the auditor's report thereon.
- 58) We agree with the findings of specialists in evaluating the interest rate swaps and have adequately considered the qualifications of the specialist in determining the amounts and disclosures used in the financial statements and underlying accounting records. We did not give or cause any instructions to be given to specialists with respect to the values or amounts derived in an attempt to bias their work, and we are not otherwise aware of any matters that have had an impact on the independence or objectivity of the specialists.
- 59) We agree with the findings of specialists in evaluating the GASB 45 OPEB liability and have adequately considered the qualifications of the specialist in determining the amounts and disclosures used in the financial statements and underlying accounting records. We did not give or cause any instructions to be given to specialists with respect to the values or amounts derived in an attempt to bias their work, and we are not otherwise aware of any matters that have had an impact on the independence or objectivity of the specialists.
- 60) We believe that the actuarial assumptions and methods used to measure pension and OPEB liabilities and costs for financial accounting purposes are appropriate in the circumstances.
- 61) We have provided our GASB 45 actuary all the information necessary to perform the GASB 45 actuarial valuation and we have accurately adopted the provision of GASB 45 in the financial statements and related notes. Also, we have no other postretirement plans that would be subject to GASB 45 that we have not been appropriately recorded and disclosed in the financial statements.
- 62) In regards to any nonattest services performed by you, we have:
- a) Made all management decisions and performed all management functions.
 - b) Designated an individual with suitable skill, knowledge, or experience to oversee the services.
 - c) Evaluated the adequacy and results of the services performed.
 - d) Accepted responsibility for the results of the services.
- 63) With respect to federal award programs:

- a) We are responsible for understanding and complying with and have complied with the requirements of OMB Circular A-133, *Audits of States, Local Governments, and Non-Profit Organizations* including requirements relating to preparation of the SEFA.
- b) We acknowledge our responsibility for presenting the SEFA in accordance with the requirements of OMB Circular A-133 §310.b, and we believe the SEFA, including its form and content, is fairly presented in accordance with OMB Circular A-133 §310.b. The methods of measurement and presentation of the SEFA have not changed from those used in the prior period and we have disclosed to you any significant assumptions and interpretations underlying the measurement and presentation of the SEFA.
- c) If the SEFA is not presented with the audited financial statements, we will make the audited financial statements readily available to the intended users of the SEFA no later than the date we issue the supplementary information and the auditor's report thereon.
- d) We have identified and disclosed to you all of our government programs and related activities subject to OMB Circular A-133 and included in the SEFA made during the audit period for all awards provided by federal agencies in the form of grants, federal cost-reimbursement contracts, loans, loan guarantees, property (including donated surplus property), cooperative agreements, interest subsidies, insurance, food commodities, direct appropriations, and other direct assistance.
- e) We are responsible for understanding and complying with, and have complied with, the requirements of laws, regulations, and the provisions of contracts and grant agreements related to each of our federal programs and have identified and upon your request for such information for a specific federal program, disclosed to you the requirements of laws, regulations, and the provisions of contracts and grant agreements that are considered to have a direct and material effect on each major federal program.
- f) We are responsible for establishing and maintaining, and have established and maintained, effective internal control over compliance requirements applicable to federal programs that provides reasonable assurance that we are managing our federal awards in compliance with laws, regulations, and the provisions of contracts and grant agreements that could have a material effect on our federal programs. We believe the internal control system is adequate and is functioning as intended.
- g) We have made available to you all contracts and grant agreements (including amendments, if any) and any other correspondence with federal agencies or pass-through entities relevant to federal programs and related activities.
- h) We have received no requests from a federal agency to audit one or more specific programs as a major program.
- i) We have complied with the direct and material compliance requirements, including when applicable, those set forth in the *OMB Circular A-133 Compliance Supplement*, relating to federal awards and have identified and


disclosed to you all amounts questioned and all known noncompliance with the requirements of federal awards.

- j) We have disclosed any communications from grantors and pass-through entities concerning possible noncompliance with the direct and material compliance requirements, including communications received from the end of the period covered by the compliance audit to the date of the auditor's report.
- k) We have disclosed to you the findings received and related corrective actions taken for previous audits, attestation engagements, and internal or external monitoring that directly relate to the objectives of the compliance audit, including findings received and corrective actions taken from the end of the period covered by the compliance audit to the date of the auditor's report.
- l) Amounts claimed or used for matching were determined in accordance with relevant guidelines in OMB Circular A-21, *Cost Principles for Educational Institutions*, and OMB's *Uniform Administrative Requirements for Grants and Cooperative Agreements to State and Local Governments*.
- m) We have disclosed to you our interpretation of compliance requirements that may have varying interpretations.
- n) We have made available to you all documentation related to compliance with the direct and material compliance requirements, including information related to federal program financial reports and claims for advances and reimbursements.
- o) We have disclosed to you the nature of any subsequent events that provide additional evidence about conditions that existed at the end of the reporting period affecting noncompliance during the reporting period.
- p) There are no such known instances of noncompliance with direct and material compliance requirements that occurred subsequent to the period covered by the auditor's report.
- q) No changes have been made in internal control over compliance or other factors that might significantly affect internal control, including any corrective action we have taken regarding significant deficiencies in internal control over compliance (including material weaknesses in internal control over compliance), have occurred subsequent to the date as of which compliance was audited.
- r) Federal program financial reports and claims for advances and reimbursements are supported by the books and records from which the financial statements have been prepared.
- s) We have charged costs to federal awards in accordance with applicable cost principles.
- t) The copies of federal program financial reports provided you are true copies of the reports submitted, or electronically transmitted, to the respective federal agency or pass-through entity, as applicable.


- u) We have monitored subrecipients to determine that they have expended pass-through assistance in accordance with applicable laws and regulations and have met the requirements of OMB Circular A-133.
- v) We have taken appropriate action, including issuing management decisions, on a timely basis after receipt of subrecipients' auditor's reports that identified noncompliance with laws, regulations, or the provisions of contracts or grant agreements and have ensured that subrecipients have taken the appropriate and timely corrective action on findings.
- w) We have considered the results of subrecipient audits and have made any necessary adjustments to our books and records.
- x) We are responsible for and have accurately prepared the summary schedule of prior audit findings to include all findings required to be included by OMB Circular A-133 and we have provided you with all information on the status of the follow-up on prior audit findings by federal awarding agencies and pass-through entities, including all management decisions.
- y) We are responsible for and will accurately prepare the auditee section of the Data Collection Form as required by OMB Circular A-133.
- z) We are responsible for preparing and implementing a corrective action plan for each audit finding.
- aa) We have disclosed to you all contracts or other agreements with service organizations, and we have disclosed to you all communications from the service organizations relating to noncompliance at the service organizations.



John W. Beaghan, Vice President for Finance & Administration
& Treasurer to the Board



James L. Hargett, Assistant Vice President & Controller



Gerri Ann Reimann, Manager of Accounting

Mr. John W. Beaghan
Vice President for Finance and Administration
and Treasurer to the Board
Oakland University

In planning and performing our audit of the financial statements of Oakland University (University) as of and for the year ended June 30, 2013, in accordance with auditing standards generally accepted in the United States of America, we considered the University's internal control over financial reporting (internal control) as a basis for designing our auditing procedures for the purpose of expressing our opinion on the financial statements, but not for the purpose of expressing an opinion on the effectiveness of the University's internal control. Accordingly, we do not express an opinion on the effectiveness of the University's internal control.

Our consideration of internal control was for the limited purpose described in the preceding paragraph and was not designed to identify all deficiencies in internal control that might be significant deficiencies or material weaknesses and therefore, material weaknesses or significant deficiencies may exist that were not identified. We did not identify any deficiencies in internal control that we consider to be material weaknesses, as defined above. However, we identified certain deficiencies in internal control and other matters as discussed within this letter.

A deficiency in internal control exists when the design or operation of a control does not allow management or employees, in the normal course of performing their assigned functions, to prevent or detect and correct, misstatements on a timely basis. A material weakness is a deficiency, or combination of deficiencies, in internal control, such that there is a reasonable possibility that a material misstatement of the entity's financial statements will not be prevented or detected and corrected, on a timely basis. A significant deficiency is a deficiency, or combination of deficiencies, in internal control that is less severe than a material weakness, yet important enough to merit attention by those charged with governance.

This communication is intended solely for the information and use of management, the Audit Committee of the Board of Trustees, the Board of Trustees and is not intended to be and should not be used by anyone other than these specified parties.

Auburn Hills, Michigan
September 23, 2013

U.S. Army – Fastening and Joining Research Institute – CFDA No. 12.RD

The University's Internal Audit Department conducted an audit of the Office of Research Administration's (ORA) grant administration process during fiscal year 2013. During this audit, Internal Audit identified \$7,577 of costs that were transferred to the grant as an internal charge in fiscal year 2012 which were charges that were not related to the grant's technology control plan; therefore, the costs were unallowable. This finding was previously communicated to the Audit Committee by the University's Internal Audit Department. The Principal Investigator (PI) for the grant was moving his office and a lab. The portion of the move related to the lab was to be funded by the grant. When the internal charge was reviewed and approved by the PI, the portion of the charge related to the PI's office move was erroneously included in the total charges for the grant. Management has determined that this is an isolated incident.

We recommend that management remind PI's of the importance of reviewing all charges in detail to ensure grant expenses are allowable.

Management's Response

We concur with the auditor. ORA will emphasize to the PIs the importance of PIs reviewing in detail all charges that are to be posted to their grants. This will be done at the inception of a grant and various times during the year, including regular PI trainings and email notifications.

Agendum
Oakland University
Board of Trustees
Audit Committee
October 7, 2013

DRAFT SCHEDULE OF EXPENDITURES OF FEDERAL AWARD PROGRAMS IN ACCORDANCE WITH OMB CIRCULAR A-133 YEAR ENDED JUNE 30, 2013

1. **Division and Department:** Finance and Administration, Controller's Office
2. **Introduction:** The draft Schedule of Expenditures of Federal Award Programs in Accordance with OMB Circular A-133 Year Ended June 30, 2013 (Schedule) for Oakland University (University) has been completed (Attachment A).

The audit opinion of Andrews Hooper Pavlik P.L.C. (AHP) states:

"Our consideration of internal control was for the limited purpose described in the first paragraph of this section and was not designed to identify all deficiencies in internal control that might be material weaknesses or significant deficiencies. Given these limitations, during our audit we did not identify any deficiencies in internal control that we consider to be material weaknesses. However, material weaknesses may exist that have not been identified."

"In our opinion, the University complied, in all material respects, with the compliance requirements referred to above that could have a direct and material effect on each of its major federal programs for the year ended June 30, 2013."

"The results of our auditing procedures disclosed an instance of noncompliance, which is required to be reported in accordance with OMB Circular A-133 and which is described in the accompanying schedule of findings and questioned costs as item 2013-1. Our opinion on each major federal program is not modified with respect to this matter. The University's response to the noncompliance finding identified in our audit is described in the accompanying schedule of findings and questioned costs. The University's response was not subjected to the auditing procedures applied in the audit of compliance and, accordingly, we express no opinion on the response."

"We did not identify any deficiencies in internal control over compliance that we consider to be material weaknesses."

"In our opinion, the Schedule of Expenditures of Federal Awards is fairly stated in all material respects in relation to the financial statements as a whole."

Representatives from AHP will present the draft Schedule to the Board of Trustees' Audit Committee.


3. **Previous Board Action:** As a result of a competitive bid process, the public accounting firm of AHP was appointed by the Board of Trustees (Board) on March 7, 2007, and reappointed on January 9, 2008, October 30, 2008, and April 10, 2010; and

**Draft Schedule of Expenditures of Federal Award Programs in
Accordance with OMB Circular A-133 Year Ended June 30, 2013
Oakland University
Board of Trustees
Audit Committee
October 7, 2013
Page 2**

following another competitive bid process, AHP was reappointed by the Board on March 15, 2011, March 28, 2012, and February 12, 2013, to conduct annual audits of the University's financial accounting records.

4. **Budget Implications:** The annual financial audits are budgeted for in the General Fund. No budget variances have occurred or are expected.
5. **Educational Implications:** None.
6. **Personnel Implications:** None.
7. **University Reviews/Approvals:** The Schedule was prepared by the Controller's Office and reviewed by the Vice President for Finance and Administration, and Interim President, and audited by AHP.
8. **Board Action to be Requested:** At the October 7, 2013 Formal Session, the Board will be asked to accept the Schedule.
9. **Attachments:**
 - A. Draft Schedule of Expenditures of Federal Award Programs in Accordance with OMB Circular A-133 Year Ended June 30, 2013

**Submitted by Vice President for Finance and Administration
And Treasurer John W. Beaghan:**



(Please initial)

Reviewed by Secretary Victor A. Zambardi:



(Please initial)

Reviewed by Interim President Betty J. Youngblood:



(Please initial)

DRAFT

Oakland University
Schedule of Expenditures
of Federal Award Programs
in Accordance with OMB Circular A-133

Year ended June 30, 2013

Oakland University

Schedule of Expenditures
of Federal Award Programs
in Accordance with OMB Circular A-133

Year ended June 30, 2013

Table of Contents

Independent Auditors' Report on Internal Control Over Financial Reporting and on Compliance and Other Matters Based on an Audit of Financial Statements Performed in Accordance with <i>Government Auditing Standards</i>	1
Independent Auditors' Report on Compliance For Each Major Program; Report on Internal Control Over Compliance; and Report on the Schedule of Expenditures of Federal Awards Required by OMB Circular A-133.....	3
Schedule of Expenditures of Federal Awards	6
Notes to Schedule of Expenditures of Federal Awards	8
Schedule of Findings and Questioned Costs.....	10
Summary Schedule of Prior Audit Findings	12

Independent Auditors' Report on Internal Control Over Financial Reporting
and on Compliance and Other Matters Based on an Audit of Financial
Statements Performed in Accordance with *Government Auditing Standards*

Board of Trustees
Oakland University
Rochester, Michigan

We have audited, in accordance with auditing standards generally accepted in the United States of America and the standards applicable to financial audits contained in *Government Auditing Standards*, issued by the Comptroller General of the United States, the financial statements of Oakland University (University), as of and for the year ended June 30, 2013, and the related notes to the financial statements, which collectively comprise Oakland University's financial statements, and have issued our report thereon dated September 23, 2013.

Internal Control Over Financial Reporting

In planning and performing our audit of the financial statements, we considered Oakland University's internal control over financial reporting (internal control) to determine the audit procedures that are appropriate in the circumstances for the purpose of expressing our opinion on the financial statements, but not for the purpose of expressing an opinion on the effectiveness of Oakland University's internal control. Accordingly, we do not express an opinion on the effectiveness of Oakland University's internal control.

A *deficiency in internal control* exists when the design or operation of a control does not allow management or employees, in the normal course of performing their assigned functions, to prevent, or detect and correct, misstatements on a timely basis. A *material weakness* is a deficiency, or combination of deficiencies, in internal control, such that there is a reasonable possibility that a material misstatement of the University's financial statements will not be prevented, or detected and corrected, on a timely basis. A *significant deficiency* is a deficiency, or a combination of deficiencies, in internal control that is less severe than a material weakness, yet important enough to merit attention by those charged with governance.

Our consideration of internal control was for the limited purpose described in the first paragraph of this section and was not designed to identify all deficiencies in internal control that might be material weaknesses or significant deficiencies. Given these limitations, during our audit we did not identify any deficiencies in internal control that we consider to be material weaknesses. However, material weaknesses may exist that have not been identified.

Compliance and Other Matters

As part of obtaining reasonable assurance about whether the University's financial statements are free from material misstatement, we performed tests of its compliance with certain provisions of laws, regulations, contracts, and grant agreements, noncompliance with which could have a direct and material effect on the determination of financial statement amounts. However, providing an opinion on compliance with those provisions was not an objective of our audit, and accordingly, we do not express such an opinion. The results of our tests disclosed no instances of noncompliance or other matters that are required to be reported under *Government Auditing Standards*.

Purpose of this Report

The purpose of this report is solely to describe the scope of our testing of internal control and compliance and the results of our testing, and not to provide an opinion on the effectiveness of the University's internal control or on compliance. This report is an integral part of an audit performed in accordance with *Government Auditing Standards* in considering the University's internal control and compliance. Accordingly, this communication is not suitable for any other purpose.

Auburn Hills, Michigan
September 23, 2013

Independent Auditors' Report on Compliance For Each Major Program;
Report on Internal Control Over Compliance; and Report on the Schedule
of Expenditures of Federal Awards Required by OMB Circular A-133

Board of Trustees
Oakland University
Rochester, Michigan

Report on Compliance for Each Major Federal Program

We have audited Oakland University's (University) compliance with the types of compliance requirements described in the *OMB Circular A-133 Compliance Supplement* that could have a direct and material effect on each of the University's major federal programs for the year ended June 30, 2013. The University's major federal programs are identified in the summary of auditor's results section of the accompanying schedule of findings and questioned costs.

Management's Responsibility

Management is responsible for compliance with the requirements of laws, regulations, contracts, and grants applicable to its federal programs.

Auditor's Responsibility

Our responsibility is to express an opinion on compliance for each of the University's major federal programs based on our audit of the types of compliance requirements referred to above.

We conducted our audit of compliance in accordance with auditing standards generally accepted in the United States of America; the standards applicable to financial audits contained in *Government Auditing Standards*, issued by the Comptroller General of the United States; and OMB Circular A-133, *Audits of States, Local Governments, and Non-Profit Organizations*. Those standards and OMB Circular A-133 require that we plan and perform the audit to obtain reasonable assurance about whether noncompliance with the types of compliance requirements referred to above that could have a direct and material effect on a major federal program occurred. An audit includes examining, on a test basis, evidence about the University's compliance with those requirements and performing such other procedures as we considered necessary in the circumstances.

We believe that our audit provides a reasonable basis for our opinion on compliance for each major federal program. However, our audit does not provide a legal determination of the University's compliance.

Opinion on Each Major Federal Program

In our opinion, the University complied, in all material respects, with the compliance requirements referred to above that could have a direct and material effect on each of its major federal programs for the year ended June 30, 2013.

Other Matters

The results of our auditing procedures disclosed an instance of noncompliance, which is required to be reported in accordance with OMB Circular A-133 and which is described in the accompanying schedule of findings and questioned costs as item 2013-1. Our opinion on each major federal program is not modified with respect to this matter.

The University's response to the noncompliance finding identified in our audit is described in the accompanying schedule of findings and questioned costs. The University's response was not subjected to the auditing procedures applied in the audit of compliance and, accordingly, we express no opinion on the response.

Report on Internal Control Over Compliance

Management of the University is responsible for establishing and maintaining effective internal control over compliance with the types of compliance requirements referred to above. In planning and performing our audit of compliance, we considered the University's internal control over compliance with the types of requirements that could have a direct and material effect on each major federal program to determine the auditing procedures that are appropriate in the circumstances for the purpose of expressing an opinion on compliance for each major federal program and to test and report on internal control over compliance in accordance with OMB Circular A-133, but not for the purpose of expressing an opinion on the effectiveness of internal control over compliance. Accordingly, we do not express an opinion on the effectiveness of the University's internal control over compliance.

A deficiency in internal control over compliance exists when the design or operation of a control over compliance does not allow management or employees, in the normal course of performing their assigned functions, to prevent, or detect and correct, noncompliance with a type of compliance requirement of a federal program on a timely basis. *A material weakness in internal control over compliance* is a deficiency, or combination of deficiencies, in internal control over compliance, such that there is a reasonable possibility that material noncompliance with a type of compliance requirement of a federal program will not be prevented, or detected and corrected, on a timely basis.

A significant deficiency in internal control over compliance is a deficiency, or a combination of deficiencies, in internal control over compliance with a type of compliance requirement of a federal program that is less severe than a material weakness in internal control over compliance, yet important enough to merit attention by those charged with governance.

Our consideration of internal control over compliance was for the limited purpose described in the first paragraph of this section and was not designed to identify all deficiencies in internal control over compliance that might be material weaknesses or significant deficiencies. We did not identify any deficiencies in internal control over compliance that we consider to be material weaknesses. However, material weaknesses may exist that have not been identified.

The purpose of this report on internal control over compliance is solely to describe the scope of our testing of internal control over compliance and the results of that testing based on the requirements of OMB Circular A-133. Accordingly, this report is not suitable for any other purpose.

Report on Schedule of Expenditures of Federal Awards Required by OMB Circular A-133

We have audited the financial statements of Oakland University as of and for the year ended June 30, 2013 and have issued our report thereon dated September 23, 2013, which contained an unmodified opinion on those financial statements. Our audit was conducted for the purpose of forming an opinion on the financial statements as a whole. The accompanying schedule of expenditures of federal awards is presented for purposes of additional analysis as required by OMB Circular A-133 and is not a required part of the financial statements. Such information is the responsibility of management and was derived from, and relates directly to, the underlying accounting and other records used to prepare the financial statements. The information has been subjected to the auditing procedures applied in the audit of the financial statements and certain additional procedures, including comparing and reconciling such information directly to the underlying accounting and other records used to prepare the financial statements or the financial statements themselves, and other additional procedures in accordance with auditing standards generally accepted in the United States of America. In our opinion, the Schedule of Expenditures of Federal Awards is fairly stated in all material respects in relation to the financial statements as a whole.

Auburn Hills, Michigan
September 23, 2013

Oakland University

Schedule of Expenditures of Federal Awards

Year ended June 30, 2013

Federal Grant/Pass Through Grant Program Title	Federal Catalog or Grant Number		Federal Expenditures
Research and Development			
U.S. Department of Health and Human Services:			
National Institutes of Health:			
Basic Research Support Grants (17)	93.RD	*(1)	\$ 1,758,920
American Recovery and Reinvestment Act (3)	93.701	*(1)	62,124
Passed through Michigan State University	93.262	*(1)	191,711
Passed through William Beaumont Hospital (2)	93.866	*(1)	158,099
Passed through Harvard University	93.855	*(1)	5,227
Passed through the University of Illinois	93.879	*(1)	1,411
Substance Abuse and Mental Health Services Administration:			
Basic Research Support Grant	93.243	*(1)	55,142
Health Resources and Services Administration:			
Basic Research Support Grant	93.124	*(1)	28,504
U.S. Army:			
Basic Research Support Grants (10)	12.RD	*(1)	1,143,178
Passed through the University of Michigan	12.RD	*(1)	152,014
Passed through Michigan State University	12.RD	*(1)	45,356
National Science Foundation:			
Basic Research Support Grants (22)	47.RD	*(1)	1,230,885
American Recovery and Reinvestment Act (4)	47.082	*(1)	215,316
Passed through Indiana University	47.074	*(1)	53,136
Passed through Illinois State University	47.076	*(1)	2,670
Passed through the University of South Alabama	47.076	*(1)	14,042
Passed through the Oakland County Community Health Association	47.076	*(1)	67,162
Passed through U.S. Civilian Research & Development Foundation	47.079	*(1)	1,890
Passed through the Stevens Institute of Technology	47.076	*(1)	96
U.S. Air Force:			
Passed through RNET Technologies	12.RD	*(1)	3,361
U.S. Department of Agriculture:			
Basic Research Support Grant	10.310	*(1)	736,844
U.S. Navy:			
Basic Research Support Grants (3)	12.300	*(1)	280,445
Passed through the University of Nebraska-Lincoln	12.RD	*(1)	14,602
U.S. Department of Defense:			
National Security Agency:			
Basic Research Support Grant	12.901	*(1)	691
Passed through Mississippi State University (2)	12.RD	*(1)	304,261
Passed through the University of Michigan	12.910	*(1)	123,317
Passed through Yale University	12.910	*(1)	139,022
Passed through General Dynamics Land Systems, Inc.	12.RD	*(1)	20,358
U.S. Department of Education:			
American Recovery and Reinvestment Act passed through			
Ohio State University	84.396	*(1)	547,951
Passed through Ohio State University	84.396	*(1)	4,328
Passed through Michigan State University	84.337	*(1)	5,354

The accompanying notes are an integral part of the Schedule of Expenditures of Federal Awards.

Oakland University

Schedule of Expenditures of Federal Awards (continued)

Federal Grant/Pass Through Grant Program Title	Federal Catalog or Grant Number		Federal Expenditures
Research and Development (continued)			
U.S. Department of Energy:			
Basic Research Support Grant	81.086	*(1)	\$ 89,064
American Recovery and Reinvestment Act passed through University of Minnesota	81.122	*(1)	1,036
Passed through U.S. Automotive Material Partnership (3)	81.000	*(1)	2,906
Passed through Battelle (4)	81.RD	*(1)	122,121
Passed through Intelligent Automation, Inc.	81.086	*(1)	18,591
Passed through Oak Ridge National Laboratory	81.RD	*(1)	25,124
U.S. Department of Transportation:			
Basic Research Support Grant	20.108	*(1)	25,343
Environmental Protection Agency:			
Passed through Wayne State University	66.469	*(1)	18,832
Passed through International Joint Commission	66.469	*(1)	10,038
Passed through the Clinton River Watershed Council	66.469	*(1)	7,612
National Writing Project Corporation	84.928A	*(1)	15,635
National Aeronautics & Space Administration:			
Passed through the Michigan Space Grant Consortium and the University of Michigan (9)	43.000	*(1)	25,457
Total Research and Development			<u>7,729,176</u>
U.S. Department of Education:			
Student Financial Assistance:			
Federal Supplemental Educational Opportunity Grants	84.007	*(1)	509,449
Federal Work-Study Program (Note 7)	84.033	*(1)	384,399
Federal Perkins Loan Program (Note 5)	84.038	*(1)	268,164
Federal Pell Grant Program (Note 6)	84.063	*(1)	20,726,249
William D. Ford Federal Direct Loan Program (Note 4)	84.268	*(1)	106,481,620
National Teach Grant	84.379	*(1)	303,610
Total Student Financial Assistance			<u>128,673,491</u>
TRIO Program:			
Upward Bound (2)	84.047A	*(1)	543,591
Gear Up:			
Passed through the State of Michigan (5)	84.334S		145,871
Fund For Improvement of Postsecondary Education (2)	84.021		21,688
CCAMPIS	84.335		54,590
Passed through the Michigan Department of Education:			
Improve Literacy Teaching and Learning in Urban Schools (2)	84.367		103,298
U.S. Department of Energy – ARRA	81.087	*	492,943
U.S. Department of Agriculture			
Passed through Southeastern Michigan Resource Conservation and Development Council	10.001		65,000
Economic Development Administration	11.307		148,410
National Endowment for the Arts	45.025		2,050
National Writing Project Corporation	84.367		29,355
Small Business Administration:			
Passed through Macomb County	59.006		41,089
Total Expenditures of Federal Awards			<u>\$138,050,552</u>

* Denotes a major program.

(1) Denotes a cluster.

The accompanying notes are an integral part of the Schedule of Expenditures of Federal Awards.

Oakland University

Notes to Schedule of Expenditures of Federal Awards

Year ended June 30, 2013

1. Summary of Significant Accounting Policies

The accompanying Schedule of Expenditures of Federal Awards (Schedule) includes the federal grant activity of the University under programs of the federal government for the fiscal year ended June 30, 2013. Expenditures reported on the Schedule are reported on the same basis of accounting as the financial statements, although the basis for determining when federal awards are expended is presented in accordance with the requirements of OMB Circular A-133, *Audits of States, Local Governments, and Non-Profit Organizations*. In addition, expenditures reported on the Schedule are recognized following the cost principles contained in OMB Circular A-21, *Cost Principles for Educational Institutions*, wherein certain types of expenditures are not allowable or are limited as to reimbursement. Therefore, some amounts presented in this Schedule may differ from amounts presented in, or used in the preparation of, the financial statements.

Because the Schedule presents only a selected portion of the operations of Oakland University, it is not intended to, and does not, present the financial position, changes in net position, or cash flows, if applicable, of Oakland University.

The University reporting entity is defined in Note 1 to the University's financial statements. All federal financial assistance received directly from federal agencies as well as federal financial assistance passed through other government agencies is included on the Schedule.

2. Major Programs and Clusters

As defined in OMB Circular A-133, Student Financial Assistance programs, Trio, and Research and Development programs are considered to be clusters of programs and, accordingly, have been classified as one program for testing purposes. The Student Financial Assistance Cluster, Trio Cluster, Research and Development Cluster, and the U.S. Department of Energy – ARRA CFDA Number 81.087 have been defined as major programs. In determining major programs, the entire Student Financial Assistance cluster was removed due to the large loan and loan guarantee funds within the cluster.

3. Administrative Costs

The following administrative cost allowances were received by the University:

Federal Perkins Loan Program	\$13,408
Federal Work-Study Program	24,620
Federal Supplemental Educational Opportunity Grant Program	33,963
Federal Pell Grant Program	28,310

The University has approved predetermined indirect cost rates that are effective for the year ended June 30, 2013. The base rate for on-campus is 48% of Modified Total Direct Cost.

Oakland University

Notes to Schedule of Expenditures of Federal Awards (continued)

4. William D. Ford Federal Direct Loan Program

During the 2012/2013 award year, the University participated in the U.S. Department of Education Federal Direct Loan Program. Under this program, Direct Subsidized Loans, Direct Unsubsidized Loans, and Direct PLUS Loans are made from the Department of Education to the students. The University is responsible for completing portions of the loan applications, verifying student eligibility, and handling the disbursement of the proceeds to these students. For the year ended June 30, 2013, Direct Student Loans totaled \$95,701,632 (\$31,038,075 subsidized and \$64,663,557 unsubsidized), Direct Parent Loans for Undergraduate Students (PLUS) totaled \$8,174,954, and Direct PLUS Graduate Loans totaled \$2,605,034.

5. Federal Perkins Loan Program

The University utilizes the services of University Accounting Services, Inc. (UAS) to administer the repayment of Perkins Loans and perform certain due diligence procedures. The UAS Compliance Attestation Examination of the Title IV Student Financial Assistance Programs report for the fiscal year ended June 30, 2013 was received and reviewed. No significant items of noncompliance or control weaknesses were noted. During the 2012/2013 fiscal year, Perkins Loans were issued which included no current year federal contribution. There was \$1,804,648 of Federal Perkins Loans (CFDA Number 84.038) outstanding as of June 30, 2013.

Total program disbursements under the Federal Perkins Loans program for the year ended June 30, 2013 were as follows:

Student loans awarded	\$268,164
-----------------------	-----------

The amount shown as Federal Perkins Loan Program loans and loan guarantees represents the amounts loaned by the University during the year less the current year Federal contribution, if any.

6. Federal Pell Grant Program

The Federal Pell Grant Program authorization is based on the most recent ED255-6; Federal Pell Grant Program Statement of Account dated June 26, 2013. Expenditures are the actual amounts incurred through June 30, 2013. The University will process amendments at year end to finalize the 2012/2013 award year.

7. Federal Work-Study Program

During the year, the University transferred \$14,183 from the Federal Work-Study Program to the Job Location and Development Program. This expenditure is being reported as part of the Federal Work-Study Program on the Schedule and was fully expended.

Oakland University

Schedule of Findings and Questioned Costs

Year ended June 30, 2013

Section I – Summary of Independent Auditors’ Results

Financial Statements

Type of auditors’ report issued:	<u>Unmodified</u>	
Internal control over financial reporting:		
Material weakness(es) identified?	_____ Yes	<u> X </u> No
Significant deficiencies identified that are not considered to be material weakness(es)?	_____ Yes	<u> X </u> None Reported
Noncompliance material to financial statements noted?	_____ Yes	<u> X </u> No

Federal Awards

Internal control over major program:		
Material weakness(es) identified?	_____ Yes	<u> X </u> No
Significant deficiencies identified that are not considered to be material weakness(es)?	_____ Yes	<u> X </u> None Reported
Type of auditors’ report issued on compliance for major program:	<u>Unmodified</u>	
Any audit findings disclosed that are required to be reported in accordance with Circular A-133, Section .510(a)?	<u> X </u> Yes	_____ No

Identification of major programs:

<u>Federal Grantor/Program Name</u>	<u>Federal Catalog or Grantor Number</u>
Student Financial Assistance Cluster	
U.S. Department of Education	84.007; 84.033; 84.038; 84.063; 84.268; 84.379
Research and Development Cluster	
U.S. Department of Health and Human Services	93.RD; 93.701; 93.262; 93.855; 93.879; 93.866; 93.243; 93.124
U.S. Army	12.RD
National Science Foundation	47.RD; 47.082; 47.074; 47.076; 47.079
U.S. Air Force	12.RD
U.S. Department of Agriculture	10.310
U.S. Navy	12.300; 12.RD
U.S. Department of Defense	12.RD; 12.901; 12.910
U.S. Department of Education	84.396; 84.337
U.S. Department of Energy	81.086; 81.122; 81.000; 81.RD
U.S. Department of Transportation	20.108
Environmental Protection Agency	66.469
National Writing Project Corporation	84.928A
National Aeronautics & Space Administration	43.000
TRIO Cluster	
U.S. Department of Education	84.047A
U.S. Department of Energy – ARRA	81.087

Dollar threshold used to distinguish between Type A and Type B programs:	<u>\$300,000</u>	
Auditee qualified as low-risk auditee?	<u> X </u> Yes	_____ No

Oakland University

Schedule of Findings and Questioned Costs (continued)

Section II – Findings Relating to the Financial Statements Reported in Accordance with *Government Auditing Standards*

None.

Section III – Findings and Questioned Costs Relating to Federal Awards

Research and Development Cluster:

2013-1 U.S. Department of Agriculture – Child Health Incubator Research Project (CHIRP) – CFDA No. 10.310

Condition and Criteria: The University's Internal Audit Department conducted an audit and identified deficiencies in the University's subrecipient monitoring process for the CHIRP grant, which resulted in costs that were not supported by sufficient documentation or were disallowed; therefore, the costs were unallowable. The University took action and subsequently corrected the issue.

Effect: Failure to properly monitor subrecipients could result in noncompliance with grant requirements and potential questioned costs.

Cause: The Office of Research Administration (ORA) followed its standard operating procedure for subrecipient monitoring. The CHIRP grant was an unusual grant for the University in that it has 7 subrecipients which are local not-for-profit entities that are not subject to OMB Circular A-133 audit requirements; therefore, the subrecipients are considered higher risk and require more comprehensive monitoring by the University to ensure compliance with the grant requirements. This issue is considered to be an isolated incident due to the unusual nature of the subrecipients as the University does not typically have higher risk subrecipients.

Context: This issue was identified during an internal audit of the ORA grant administration process that was conducted during fiscal year 2013.

Auditor's Recommendation: ORA should implement more comprehensive subrecipient monitoring procedures for high-risk subrecipients to ensure compliance with laws and regulations governing grant expenditures.

Views of Responsible Officials and Planned Corrective Actions: Management agrees with this finding. We have revised and updated our standard operating procedures for subrecipient monitoring to provide for risk analysis, appropriate oversight procedures, and delineation of responsibilities of the Principal Investigator and ORA personnel in order to provide optimal monitoring of high-risk projects.

AGENDA
Oakland University
Board of Trustees
Audit Committee Meeting
October 7, 2013, 12:15 p.m.
Auditorium, Elliott Hall of Business & Information Technology
Presiding: Chair Ronald E. Robinson

A. Call to Order – Chair Ronald E. Robinson

B. New Items for Consideration

- Tab 1. University Conflict of Interest Policy Update – Chair Ronald E. Robinson
- Tab 2. Draft Financial Statements, June 30, 2013 and 2012 – Randy Morse, Andrews Hooper & Pavlik
- Tab 3. Draft Schedule of Expenditures of Federal Award Programs in Accordance with OMB Circular A-133 Year Ended June 30, 2013 – Randy Morse, Andrews Hooper & Pavlik

C. Adjournment

D. Closed Session

Consideration. The Audit Committee reserves the right to add or delete agendum items during any meeting and to discuss or postpone any agendum item during any meeting. If a quorum of the Board of Trustees is present at an Audit Committee meeting, the Board of Trustees reserves the right to convene a Special Formal Session to act on any agendum item presented to the Audit Committee.

Rules for Addressing the Board. Any person wishing to address the Audit Committee at a meeting must submit a written request to the Office of the Board of Trustees prior to the meeting or to a representative of the Office of the Board of Trustees, at the meeting, that includes the person's name and the subject matter the person wishes to address. The Audit Committee generally limits the length of time that a person may address the Audit Committee to two (2) minutes, and will designate the time for public participation during a certain part of the agenda.

Disabilities and Special Assistance. Any person with a disability requesting special assistance should contact the Office of the Board of Trustees no less than three (3) business days before the scheduled meeting for which the special assistance is being requested.

Contact Information. Contact the Board of Trustees in writing at 203 Wilson Hall, Oakland University, Rochester, Michigan 48309-4401, by telephone at (248) 370-3112, or by email at zambardi@oakland.edu.

10/4/13



Oakland University
Summary Schedule of Prior Audit Findings
Year ended June 30, 2013

No matters were reported.