

REGISTERING FOR NEW STUDENT ORIENTATION

STEP-BY-STEP INSTRUCTIONS

STEP ONE

Activate your Oakland University NetID and password at oakland.edu/activate. You will need this information to log into the system.

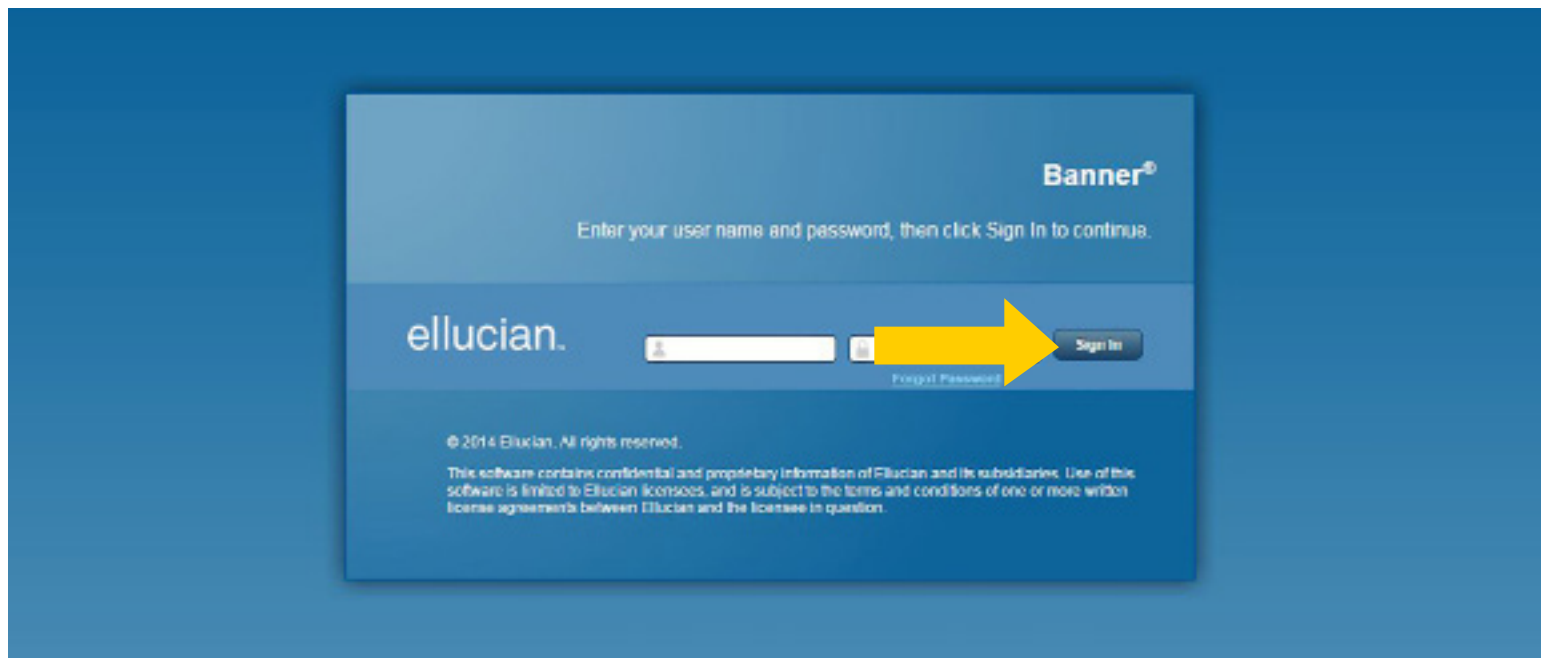
STEP TWO

Next, log into the **Orientation Reservation System**.

You will be directed to login using your NETID and password

For example, If your OU email address is johndoe@oakland.edu, your NETID is **johndoe**.

After entering your NetID and password, click “**Sign In**.”



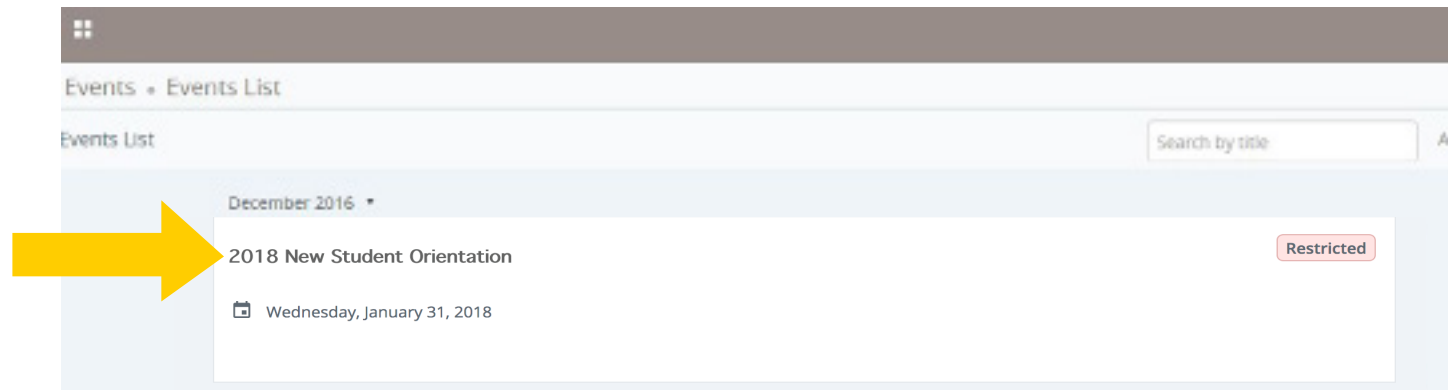
STEP THREE

After signing in, you will be directed to the home page.

Scroll down to events labeled **“2018 New Student Orientation.”**

To register for a program date, click the **“2018 New Student Orientation”** text at the top, above the event date (see below).

Note: Event dates begin in April 2018.

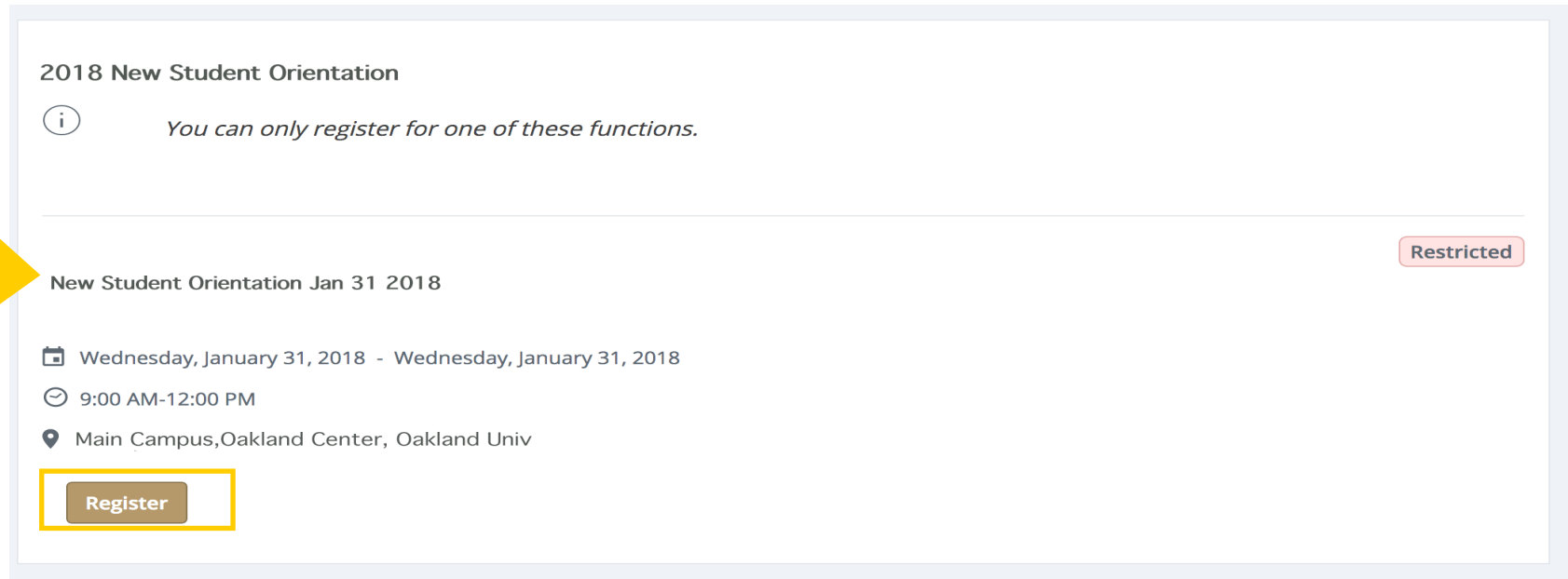


STEP FOUR


Next, you'll be directed to a new screen with all of the available dates for your program.


Click the orientation date that you would wish to attend, then click “**Register.**”


Notice: All dates will be labeled as “Restricted.” This prevents students who are not admitted to OU from registering for an orientation.





2018 New Student Orientation

 *You can only register for one of these functions.*

 **New Student Orientation Jan 31 2018** Restricted

 Wednesday, January 31, 2018 - Wednesday, January 31, 2018

 9:00 AM-12:00 PM

 Main Campus, Oakland Center, Oakland Univ

Register

STEP FIVE

If you are registering your parent or family member, complete the below steps. If not, continue to Step 6.

To register your family member as a guest:

Step 1: Select the number of guest(s)

Step 2: Enter their full name and email address (**Note:** If there is no information entered for your guest (s), you will receive a error message)

Step 3: Click “**Register,**” to complete registration for this event date.

📅 Wednesday, January 31, 2018

🕒 9:00 AM - 12:00 PM

📍 Not Specified

Number of Guests:

1

Step 1

Guest(s) will attend without me.

Registration Comments: (Maximum characters: 4000) 4000 characters remaining

Enter your comments here

Guest 1 information (Optional)

Step 2

First Name

Golden

Last Name

Grizzly

Relationship

Father

E-mail

goldengrizzly@oakland.edu

CANCEL

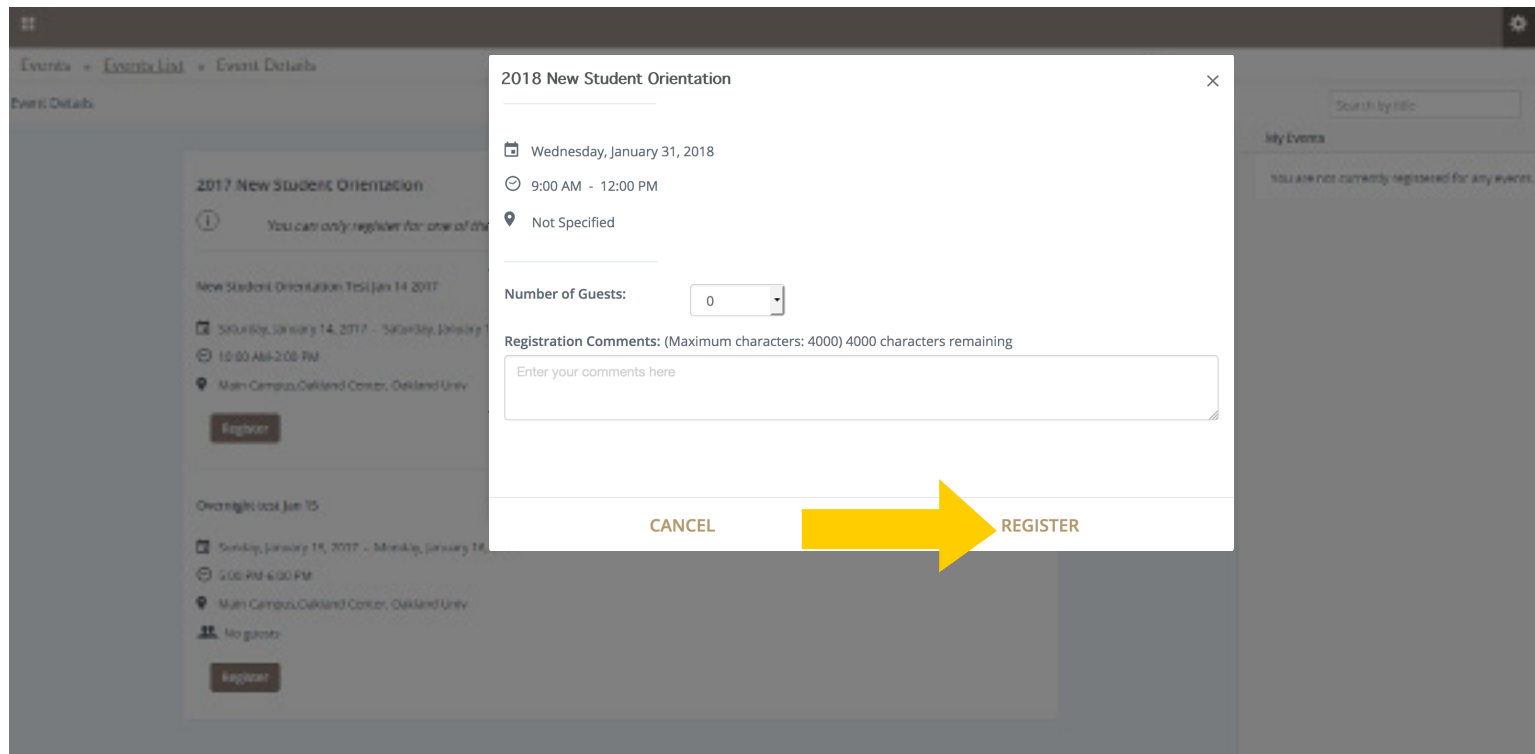
REGISTER

Step 3

STEP SIX

A new window will appear with the registration date's information.

Click **“Register,”** to complete registration for this event date.



STEP SEVEN

Once you successfully register for a date, there will be green text that says “**Registered**” next to your event date and the event will be added to the “**My Events**” section.

The screenshot displays a registration interface. On the left, the event details for "2018 New Student Orientation" are shown, including the date "New Student Orientation Jan 31 2018", time "9:00 AM-12:00 PM", and location "Main Campus, Oakland Center, Oakland Univ". A yellow arrow points from the "Registered" status to the "My Events" section on the right. The "My Events" section shows a confirmation message "You have successfully registered." and lists the event details, including the date "Wednesday, January 31, 2018", time "9:00 AM-12:00 PM", and a button "Add to Calendar".

2018 New Student Orientation

You can only register for one of these functions.

New Student Orientation Jan 31 2018

Wednesday, January 31, 2018 - Wednesday, January 31, 2018

9:00 AM-12:00 PM

Main Campus, Oakland Center, Oakland Univ

1 Guest(s)

Guest 1: Golden Grizzly (Father)

Add to Calendar

Registered

You have successfully registered.

Search by title Advanced Search

My Events

2018 New Student Orientation

New Student Orientation Jan 31 2018

Wednesday, January 31, 2018

9:00 AM-12:00 PM

1 Guest(s)

Add to Calendar

Note: If you have a registered guest(s), their name will appear under your reservation.

Your guests' reservation is tied to yours, therefore if you cancel your date and select another you will need to re-enter the name and email address of your guest(s).

If you have any questions or trouble registering for orientation,
contact the **Orientation and New Student Programs** office:

(248) 370-4653
gold@oakland.edu