



Using Your Course Syllabus for Learning

A course syllabus is more than a simple document that students refer to once or twice at the beginning of the course. Rather, it should be considered as a learning resource used by teachers regularly to ensure student engagement.



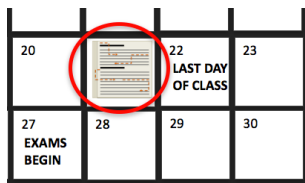
Walk through it

At the beginning of your course, thoroughly review the syllabus with your students. Explain how each class is linked to the central themes, objectives and learning outcomes of the course. Allow time for students to pose general or specific questions related to the course.



Frequently refer to it

Whether it is the third or tenth class, take advantage of the syllabus to guide students through their learning. You can use it to introduce new subjects and themes, or assign relevant readings and homework. You should be able to link activities in the syllabus to the course learning outcomes.



Wrap it up

Once the class is ending or nearing its end, use your course syllabus to reinforce what has been learned. Review each theme or section, and take this opportunity to allow students to pose questions and reflect about what they have learned.

Further Reading: [Crossman, J.E. \(2014\). "Using Your Syllabus as a Learning Resource." Faculty Focus.](#)

Written by Jane F. A. Rarieya, Aga Khan University. Designed by Christina Moore. Published December 2017.